Republic of the Philippines
Philippine Statistics Authority

The Monitoring of the Sustainable Development Goals (SDGs) in the Philippines

Vivian R. Ilarina

Assistant National Statistician

Philippine Statistics Authority (PSA)

PHILIPPINES

18th Meeting UNWTO Committee on Statistics &Tourism Satellite Account

UNWTO Headquarters, Madrid Spain

Republic of the Philippines
Philippine Statistics Authority

Outline of Presentation

I. Background

II. Initiatives of the Philippine Statistical System (PSS)

III. Philippine SDG Indicators for Initial Monitoring

IV. Localizing SDG monitoring

V. Emerging Issues /challenges

VI. Next Steps

I. Background

Millennium Development Goals (MDG)

Achieve by 2015

Republic of the Philippines
Philippine Statistics Authority

I. Background

UN Sustainable Development Summit, Sept 2015

United Nations Conference on Sustainable Development Rio+20, Earth Summit 2012

launch a process to develop a set of SDGs, which were to build upon the MDGs and converge with the post 2015 development agenda.

Achieve by 2030

I. Background

Transforming Our World: The 2030 Agenda for Sustainable Development

"This Agenda is a plan of action for people, planet and prosperity. It also seeks to strengthen universal peace in larger freedom. All countries and all stakeholders, acting in collaborative partnership, will implement this plan."

Republic of the Philippines
Philippine Statistics Authority

SUSTAINABLE DEVELOPMENT GOALS

Number of Goals	8	17
Number of Targets	21	169
Number of Indicators	60	232
General scope/focus	Social	Economic growth, social inclusion & environmental protection
Target countries	Developing countries, particularly the poorest	Entire world (rich and poor)
Formulation	Produced by a group of experts	Result of consultation process among: -193 UN Member States -Civil society -Other stakeholders

Source: http://www.un.org/sustainabledevelopment/summit/

Indicator framework

17 Goals | 169 Targets | 232 Indicators (unique)

- The revised SDG framework developed by the IAEG-SDGs was adopted by the UNSC at its 48th session on 10 March 2017, which includes 232 unique indicators
- Member States, INCLUDING THE PHILIPPINES, will develop indicators at regional, national and sub-national levels to complement the global indicators, taking into account national circumstances.
- Member States have pledged to leave no one behind
  - disaggregation by income, sex, age , race, ethnicity, migratory status, disability and geographic location, whichever relevant

Participation in the Global Consultation

1.1. **The Philippines served as Co-Chair** of the UN Interagency Experts Group on SDGs **(IAEG-SDGs)**

1.2. **Participation in various international fora**

1.3. **Accomplishment of questionnaires**

1.4 **PSA-UNSD Project on** "Enhancing National Statistical Capacity to measure, monitor, assess and report on progress on achieving post-2015 goals and targets for Sustainable Development"

1.5 **UNSD- ESRI Project** on developing a Philippine SDG Hub

1.6 **PSA-ITU Project on** "Big Data for Measuring the Information Society"

1.7 **Reporting to the High Level Political Forum held on July 2016**

Legal Frameworks for Data

a) *Presidential Proclamation of the Civil Registration and Vital Statistics Decade 2015-2024*, March 2015

b) *"Approving and Endorsing to the Office of the President the Philippine Statistical Development Program 2011-2017 Update"*- PSA Board Resolution NO. 14-2015

Institutional Organization for the SDGs

The Philippine Statistics Authority (PSA) Board enjoined all concerned government instrumentalities to provide the necessary data support to monitor the country's performance vis-à-vis the SDGs based on the indicator framework that shall be determined by the National Economic and Development Authority (NEDA), PSA and other government agencies.

– PSA Resolution No. 4 Series of 2016

INSTITUTIONAL ORGANIZATION FOR SDG MONITORING

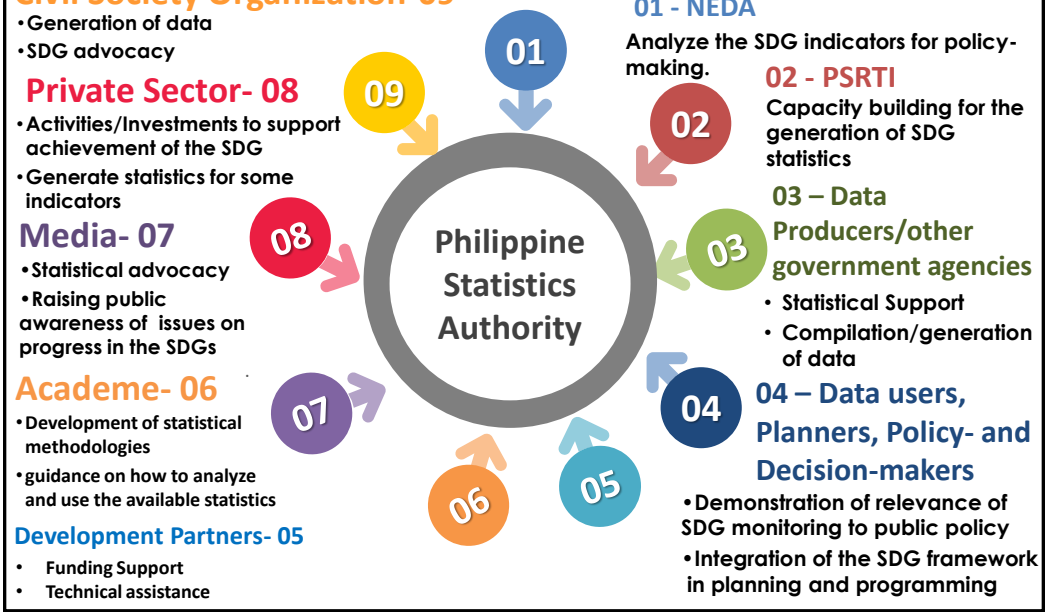

Establishment of SDG Team Philippine Statistics Authority (PSA)

Advisers

- **National Statistician**
- **Deputy National Statistician**
- **Assistant National Statistician**
- **Director,** Statistical Methodologies Unit
- **Director,** International Cooperation Unit

Overall Coordinator

- **Technical Specialists on SDGs,** Poverty and Human Development Statistics Division

Team Leader

- **Division Chief,** Poverty and Human Development Statistics Division (PHDSD)

Members

- **Sector Specialists for each Goal**
  - PHDSD
  - Social Development Statistics Division
  - Crops Statistics Division
  - Vital Statistics Division
  - Expenditure Accounts Division
  - Employment Demand Statistics Division
  - Industry Statistics Division
  - Price Statistics Division
  - Labor Standards and Relations Statistics Division
  - Demographic and Health Statistics Division
  - Income and Employment Statistics Division
  - Population and Housing Census Division
  - Statistical Standards Division
  - International Cooperation Unit
  - Knowledge Management and Communications Division

Conduct of National Consultation/Assessment

Technical Workshop
Sept 2013
Review and discuss the initial global post-2015 development agenda goals and target

Technical Workshop
Sept 2014
Initial identification of data needed for the monitoring of the initial 17 SDGs.

Technical Workshop
June 2015
Review and discuss the zero-draft of the outcome document for the UN Summit

Technical Workshop
9-12 Oct 2015
Initially identify relevant SDG indicators and provide inputs to the global indicator framework

Multi-Sectoral Workshop
22 Oct 2015
Identify relevant SDG indicators to be monitored in the Philippines

Conduct of National Consultation/Assessment

2013 — **Technical Workshop**
Review and discuss the initial global post-2015 development agenda goals and target

2014 — **Technical Workshop**
Initial identification of data needed for the monitoring of the initial 17 SDGs.

June 2015 — **Technical Workshop**
Review and discuss the zero-draft of the outcome document for the UN Summit

9-12 Oct 2015 — **Technical Workshop**
Initially identify relevant SDG indicators and provide inputs to the global indicator framework

22 Oct 2015 — **Multi-Sectoral Workshop**
Identify relevant SDG indicators to be monitored in the Philippines

Multi-Sectoral Workshop
11-12 May 2016

- Conduct data assessment of the Global SDG Indicators by accomplishing the SDG matrix based on the Philippine context
- Provide initial proxy and supplemental indicators

SUSTAINABLE DEVELOPMENT GOALS

a. Content of SDG Matrix

01 **TIER classification based on the national and regional perspective** (Tier 1,2, or 3)

02 **Available levels of disaggregation** (national, regional, provincial, municipal, sex, others)

03 **Definition** (Global, National)

04 **Method of computation** (Global and National)

05 **Responsible for data collection** Data compiler, data provider

06 **Frequency of data collection** (e.g., annual, every 2 years, every 3 years)

07 **Accountable organization on achieving the target**

08 **Relevance** (In the PDP or in the RDP)

09 **Prioritization** (for Tiers 2 and 3)

10 **Level/s of disaggregation needed to make the indicator relevant** Latest Estimate, Latest Year

Republic of the Philippines
Philippine Statistics Authority

II. Initiatives of the PSS

Multi-sectoral Workshop on SDGs

b. The Philippine SDG Matrix (1/2)

Target/Indicator (column 1)	TIER: Global (classified by the IAEG-SDG) col. 2 (refer below for the categories)	TIER: National (Tier 1, 2 or 3) col. 3 (refer below for the categories)	Baseline: Availability Yes / No / Not Applicable: National (col. 4)	Regional Disaggregation (col. 5)	Provincial Disaggregation (col. 6)	by Sex (col. 7)	Frequency of Data Collection (Annual, every 3 years, etc) (col. 8)	Latest Available Data (Year) (col. 9)
Target 1.1:By 2030, eradicate extreme poverty for all people everywhere, currently measured as people living on less than $1.25 a day								
1.1.1 Proportion of population below the international poverty line, by sex, age, employment	1	1	Yes	Yes	Yes	Yes	every 3 years	2015

Target/Indicator (column 1)	Source of data: (e.g. Census of Population, NNS, EBEIS, etc) Existing Sources (col. 10)	Source of data: Proposed Sources (col. 11)	Implementing Organization: Who are the organization responsible for data collection / data sources? (col. 12)	Implementing Organization: Who are the accountable organization / others for the achievement of this target? (col. 13)	Relevance (1-PDP, 2-not in PDP but relevant, 3-not aware of govt projects using this indicator, 4- not applicable in the Philippines) (col. 14)	Priority (for Tier 2 and 3 indicators only) Yes/No (col. 15)	What level/s of disaggregation are needed to make the indicator more relevant to the Philippines, aside from those cited in the global indicator? (1-Sex, 2-Age, 3-Geographic location (u/r), 4-Migratory Status, 5-Ethnicity, 6-Disability, 7-Income) (col. 16)	Remarks (col. 17)
Target 1.1:By 2030, eradicate extreme poverty for all people everywhere, currently measured as people living on less than $1.25 a day								
1.1.1 Proportion of population below the international poverty line, by sex, age, employment status and geographical location (urban/rural)	PSA, WB and ADB	Not yet established	WB and ADB	NEDA/ DSWD/ NAPC (as lead monitoring agencies), all	2		1, 2, 3, 5, 6, 7	- Classified as Tier 1 but still needs to establish some standards, e.g., age group - Poverty data by urban/rural

Conduct of National Consultation/Assessment

Technical Workshop

Assessment of WASH Indicators

- Finalize assessment of WASH and wastewater Indicators in SDG 6 framework

July 2016

Country Workshop

Data Revolution Roadmap for the SDGs

- Discuss various tools and techniques towards building a Philippine Data Revolution Roadmap for the SDGs

October 2016

Technical Workshop

Development of Metadata for Tier 1 indicators

- Development of metadata of SDG indicators identified as Tier 1 in the Philippine context

December 2016

Bilateral Meetings

Bilateral Meetings with Major Data Source Agencies

- Discussion of the results of the Multi-Sectoral Workshop on goals and indicators including identified proxy and supplemental indicators and metadata

December 2016

Republic of the Philippines
Philippine Statistics Authority
II. Initiatives of the PSS

Conduct of National Consultation/Assessment

Technical Workshop

NEDA-PSA Workshop

- Preparation of final Philippine SDG indicators for approval of the PSA Board

April 2017

Reference Documents in the Assessment of the Initial List of Philippine SDG Indicators

1. Macroeconomic accounts and statistics
2. Monetary and financial statistics
3. Agriculture and fisheries statistics
4. Industry, trade and investment statistics
5. Tourism statistics
6. Population and housing statistics
7. Civil registration and vital statistics
8. Income, poverty and hunger statistics
9. Sustainable Development Goals
10. Labor and employment statistics
11. Education and cultural statistics
12. Health and nutrition statistics
13. Social protection statistics
14. Statistics on children and gender and development
15. Environment and natural resources statistics
16. Science and technology and innovation statistics
18. Peace and security statistics

Chapter 5: Ensuring People-Centered, Clean, and Efficient Governance
Chapter 6: Pursuing Swift and Fair Administration of Justice
Chapter 7: Promoting Philippine Culture and Values
Chapter 8: Expanding Economic Opportunities in Agriculture, Forestry, and Fisheries
Chapter 9: Expanding Economic Opportunities in Industry and Services through Trabaho and Negosyo
Chapter 10: Accelerating Human Capital Development
Chapter 11: Reducing Vulnerability of Individuals and Families
Chapter 12: Building Safe and Secure Communities
Chapter 13: Reaching for the Demographic Dividend
Chapter 14: Vigorously Advancing Science, Technology, and Innovation
Chapter 15: Ensuring Sound Macroeconomic Policy
Chapter 16: Leveling the Playing Field through a National Competition Policy
Chapter 17: Attaining Just and Lasting Peace
Chapter 18: Ensuring Security, Public Order, and Safety
Chapter 19: Accelerating Infrastructure Development
Chapter 20: Ensuring Ecological Integrity, Clean and Healthy Environment

Summary of SDG Indicators Assessment

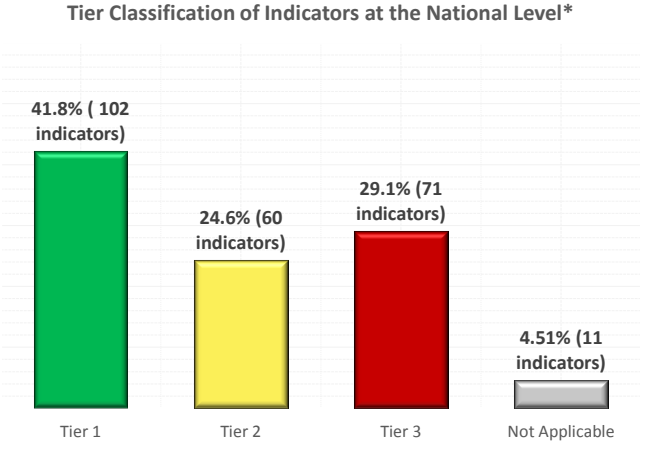

Tier I – with established methodology , regularly collected

Tier II - with established methodology, data not regularly collected

Tier III - no established methodology, methodologies are being developed/tested

*Results of the series of consultative/assessment workshops based on the 244 SDG indicators

III. Initial SDG Indicators

SDG Indicators Classified as Tier 1, by Goal*

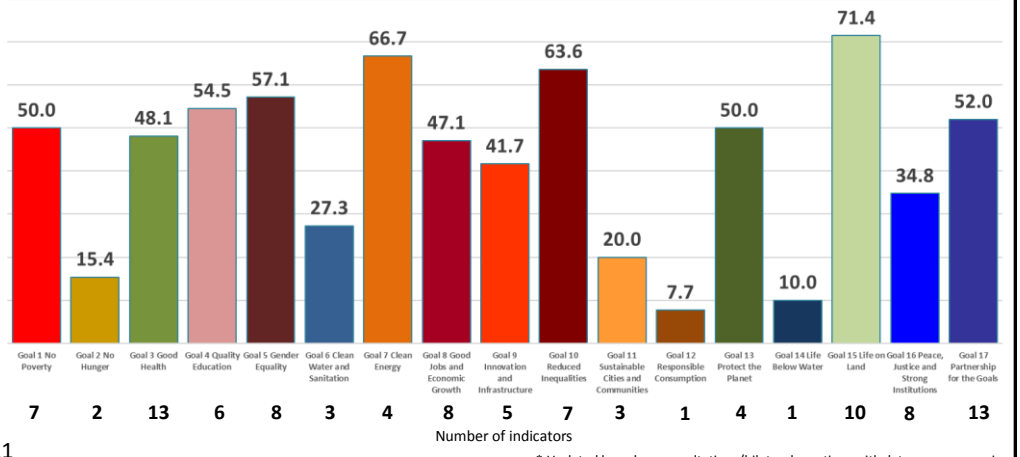

* Updated based on consultations/bilateral meetings with data source agencies

Republic of the Philippines
Philippine Statistics Authority

III. Initial SDG Indicators

Initial List of Philippine SDG Indicators

"Approving and Adopting the Initial List of Sustainable Development Goals for Monitoring in the Philippines" **- PSA Board Resolution no. 09, Series of 2017**

Initial List of Philippine SDG Indicators

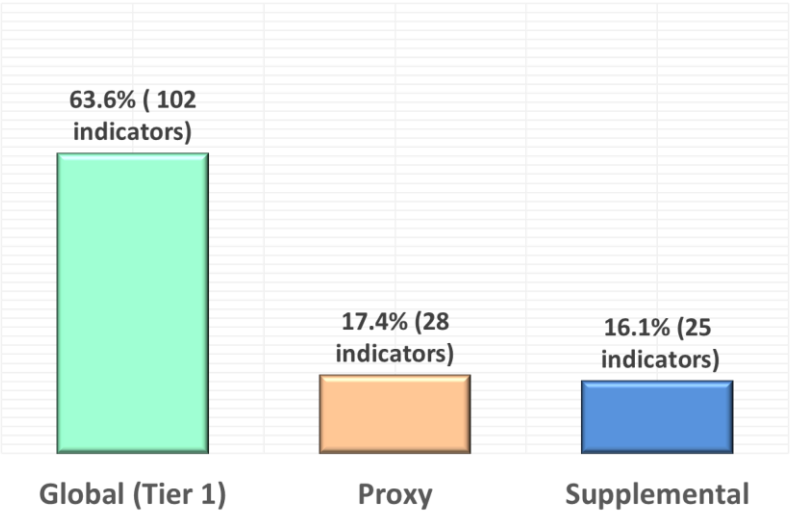

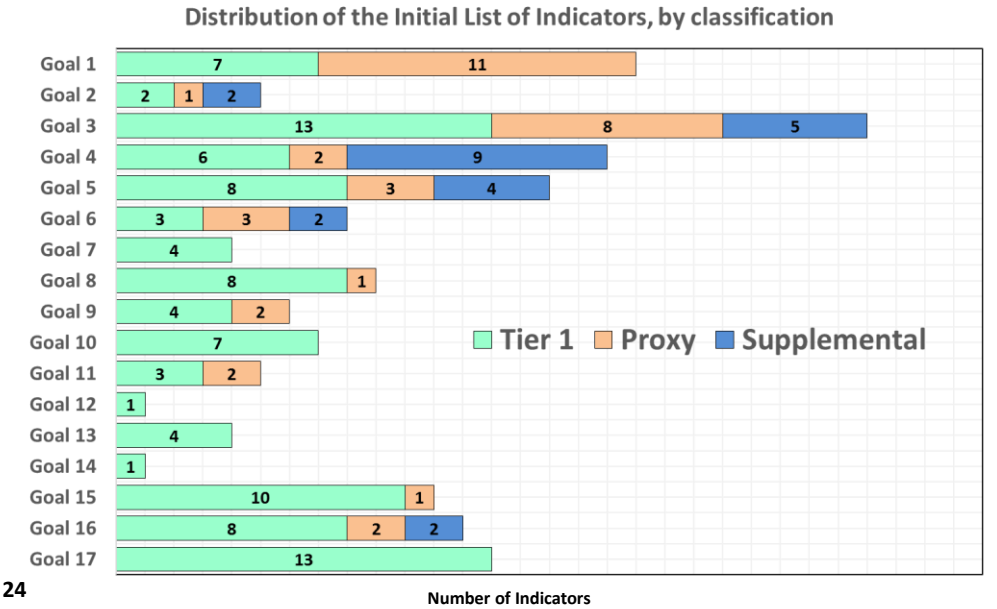

III. Initial SDG Indicators

Distribution of the Initial List of Philippine SDG Indicators, by data source agency

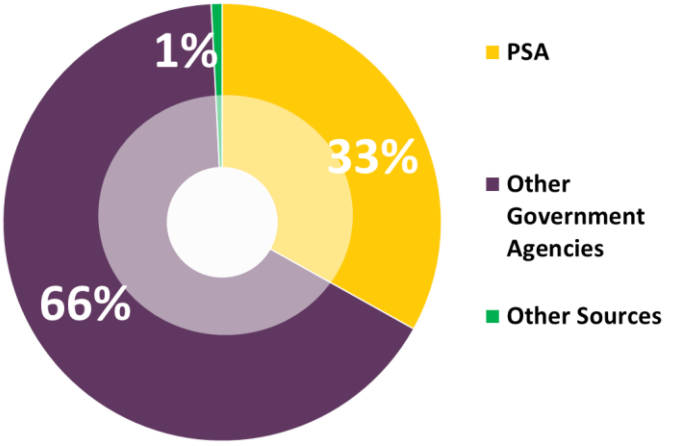

III. Initial SDG Indicators

Distribution of the Initial List of Philippine SDG Indicators

155 **Philippine SDG indicators**

BY SOURCE OF PRIMARY DATA,

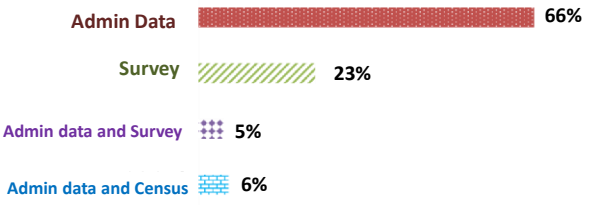

BY AVAILABLE DISAGGREGATION

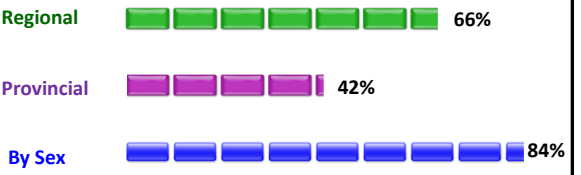

Republic of the Philippines
Philippine Statistics Authority

III. Initial SDG Indicators

Distribution of the Initial List of Philippine SDG Indicators

BY AVAILABLE DISAGGREGATION (in percentage)

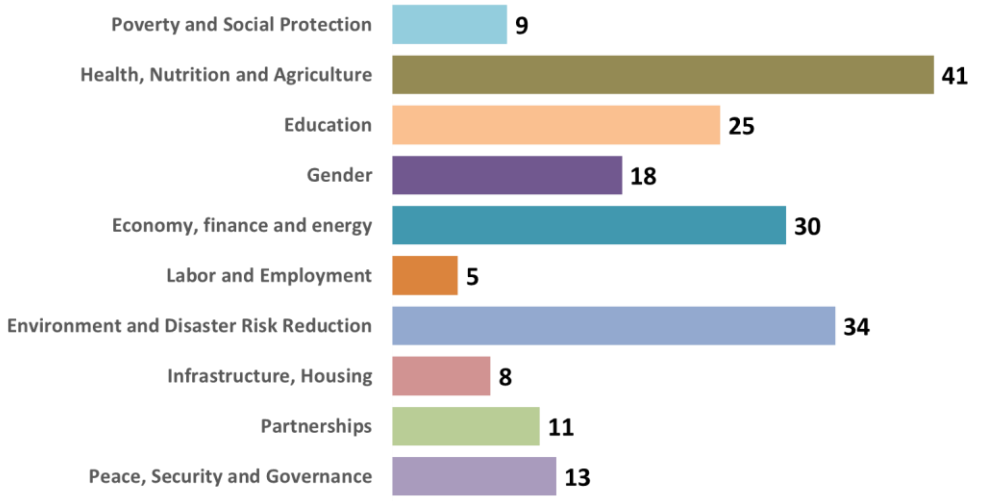

Republic of the Philippines
Philippine Statistics Authority

III. Initial SDG Indicators

Distribution of the Initial List of Philippine SDG Indicators

BY SOURCE AGENCY (in percentage)



Republic of the Philippines
Philippine Statistics Authority

III. Initial SDG Indicators

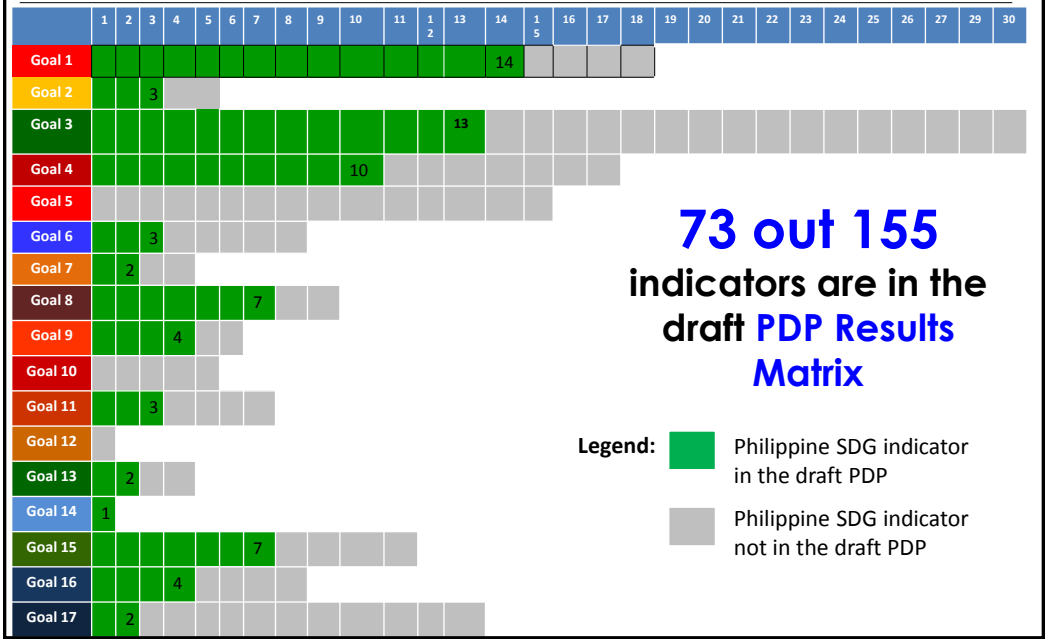

73 out 155
indicators are in the draft PDP Results Matrix

Legend:
- Philippine SDG indicator in the draft PDP
- Philippine SDG indicator not in the draft PDP

Republic of the Philippines
Philippine Statistics Authority

IV. Localizing SDG monitoring

Initiatives on the localization

Advocacy of SDGs through the Department of Interior and Local Government (DILG) activities

- Regional Workshops on Regional Strategic Priorities and SDG Alignment (1 August – 8 September 2017)
- Provincial Strategic Direction Setting Conference Workshops (16 August – 30 September 2017)

Conduct of Regional SDG Assessment Workshops

- Assessment of the SDG indicators
- Identification of the proxy and supplemental indicators

Initiatives on the localization

Region CAR of the Philippine Statistics Authority
Efforts in the localization of SDG Indicators

- **Approval of RSC-CAR Resolution No. 6 Series of 2016: Creation of Technical Working Group on Sustainable Development Goals (SDG) Statistics**
  - **Chair: NEDA**
  - **Co-chair: PSA**
  - **Members: Line agencies/ Sectoral agencies**
    BSP, BFAR, CHED, POPCOM, DA, DepEd, DOE, DENR, DOH, DILG, DOLE, DSWD, DOTC, DPWH, DOST, EMB, HLURB, NNC, NTC, OCD PNP, PEZA, WWRRC

- **The TWG identify and assess relevant SDG indicators to be monitored in the region, resolve statistical issues and data gaps on the identified regional SDG indicators, among others.**

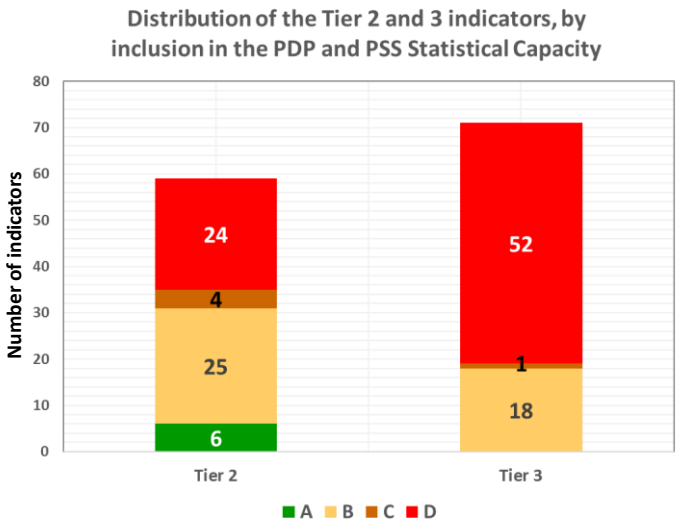

A – Indicator is in the PDP and PSS has the statistical capacity or already has concrete plans to address data gap

B- Indicator is NOT in the PDP (including the PDP results matrix) but PSS has the statistical capacity or already has concrete plans to address data gap

C-Indicator is NOT in the PDP (including the PDP results matrix) and PSS DOES NOT HAVE the statistical capacity or concrete plans yet to address data gap

D- Indicator is in the PDP (including the PDP results matrix) and PSS DOES NOT HAVE the statistical capacity or already has concrete plans to address data gap

V. Emerging Issues/ Challenges

1. Need for **optimal use of information technology** for wider utilization and improved dissemination of the SDG indicators
2. Lack of **mechanism/capability** to collect data at the **local level**
3. Need for **technical and financial support** to be able to monitor the numerous indicators in SDGs and address data gaps, especially **data disaggregation**
4. Need to **capacitate and equip personnel** in the bureaucracy, local government units and other private institutions in generating data to conform to statistical standards and methodology
5. Exploring the possibility of using **Registry/Big Data Technology/ Citizen-generated data/private sector data** as source for some SDG indicators that are not available from existing data collection systems

VI. Some Efforts and Next Steps

Initiatives in Addressing data gaps

PSDP 2018-2023

Measurement of MPI
- Training on the development of methodology

Improving surveys
- Evidence and data on gender equality (EDGE)
- Time Use questions in the LFS
- WASH Module on Annual Poverty Indicators Survey (APIS)

Improving the CRVS as data source
- possibility of generating maternal mortality rate and most health indicators

Localization of statistics
- Provincial Statistical System Dev't

Admin-based data
- Improvement of admin-based data to respond to the various data requirements in the SDG framework

Enhancing data collection
- Adoption of the 2013 Master Sample
- Adoption of computer-aided personal interview (CAPI) in the collection

SSRCS
Easy collection of survey and admin-data of other source agencies

Open Data Source
allows users to find specific information from a rich collection of datasets

VI. Some Efforts and Next Steps

1) International Conference on Sustainable Development Goals Statistics

2) Series of Regional SDG Assessment Workshop in 3-Island Clusters

- Luzon Cluster (October, 2017)
- Visayas Cluster (November, 2017)
- Mindanao Cluster (December, 2017)

VI. Some Efforts and Next Steps

3) Data Ecosystem for Pilot Provinces

Strengthening of Sub-national Data Ecosystem (Pilot: Guimaras, Palawan, Davao, Batanes, Cebu)

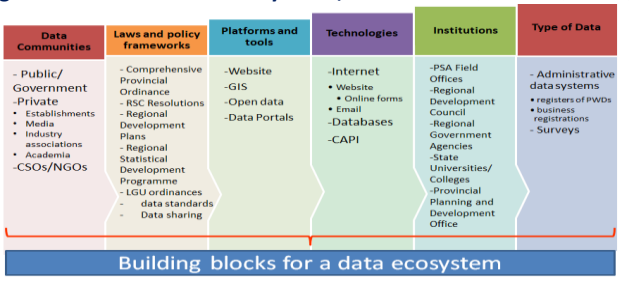

4) Dissemination Mechanisms

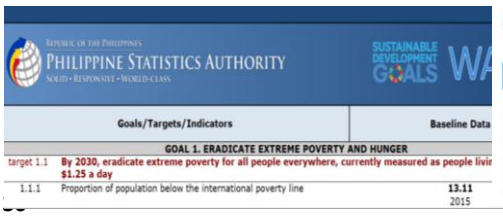

VI. Next Steps

For the 141 Tier 2 and 3 indicators,

- **Technical guidance will be sought from the IAEG-SDGs on the development of methodology for indicators without methodologies yet**
- **Ensure that other indicators with established methodologies but are not regularly generated in the Philippines will be considered in the development of the Philippine Statistical Development Plan (PSDP) 2018-2023**

Republic of the Philippines
Philippine Statistics Authority

VI. Next Steps

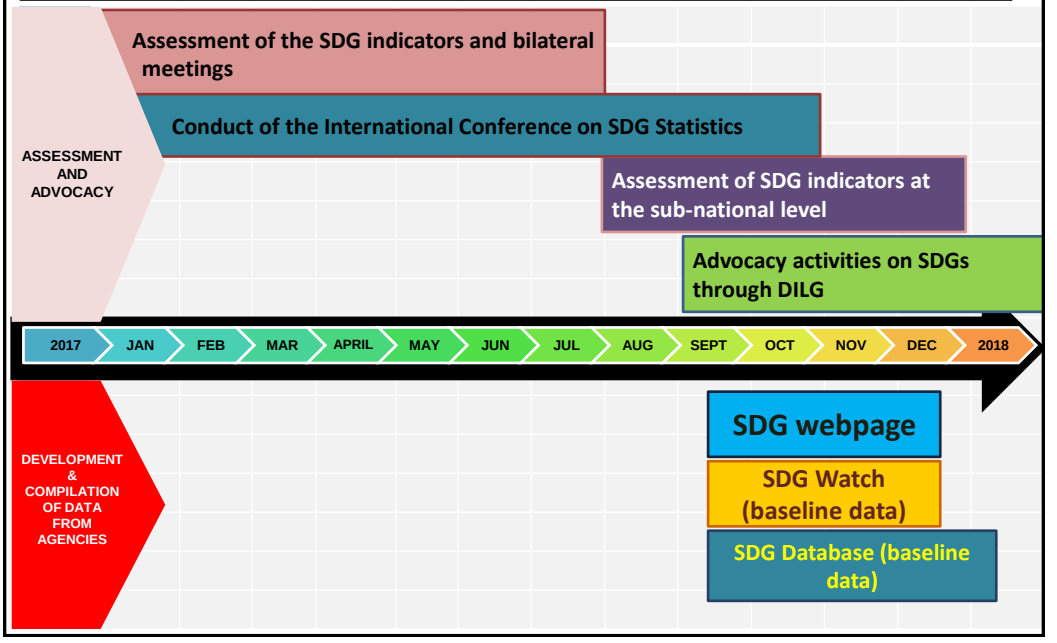

Republic of the Philippines
Philippine Statistics Authority

VI. Next Steps

IN THE REGIONS

REGIONAL / LOCAL LEVEL ASSESSMENT AND ADVOCACY

- Assessment of national SDG indicators at the sub-national level
- Development of Metadata for the Regional SDGs

CAPACITY BUILDING

- Capacity building of PSA regional offices for the monitoring of SDGs at the local level

2017 | SEPT | OCT | NOV | DEC | 2018 | JAN | FEB | MAR | APR | MAY | JUN | JUL | AUG

DEVELOPMENT & COMPILATION OF DATA FROM AGENCIES

- SDG Watch (baseline data)
- SDG Database (baseline data)
- Capacity building on the methodology for pace of progress

Republic of the Philippines
Philippine Statistics Authority

Thank you very much!

PSA Website:
psa.gov.ph