



2017
INTERNATIONAL YEAR
OF SUSTAINABLE TOURISM
FOR DEVELOPMENT



General Assembly

Twenty-second session
Chengdu, China, 11-16 September 2017
Provisional agenda item 10(III)(b)

A/22/10(III)(b)
Madrid, 15 August 2017
Original: English

Report of the Secretary-General

Part III: Administrative and statutory matters

(b) Financial situation of the Organization and IPSAS post-implementation phase progress report

Part A. Financial situation of the Organization

Table of contents	
I. Financial situation of the Regular Budget at 30 June 2017	2
A. Plan of income and expenditure for 2017	2
B. Budgetary cash balance at 30 June 2017	4
II. Voluntary contributions, in-kind donations and Initiative projects for the period ended 30 June 2017	5
III. Reserve projects (Special Contingency Reserve)	6
IV. Staff costs	7
Annex I: Comparison of budgetary allocations, plan of expenditure and allotments by major programmes and programmes - Regular Budget at 30 June 2017	12
Annex II: Assessed contributions at 30 June 2017	13
A. Statement of contributions due by Members at 30 June 2017	13
B. Arrear contributions received from Members for the period ended 30 June 2017	17
Annex III: Voluntary contributions received for the period ended 30 June 2017	18
A. Voluntary contributions received by donor for the period ended 30 June 2017	18
B. Voluntary contributions received by project for the period ended 30 June 2017	20
Annex IV: In-kind donations received for the period ended 30 June 2017	22
Annex V: Initiative projects for the period ended 30 June 2017	24



I. Financial situation of the Regular Budget at 30 June 2017

1. In accordance with UNWTO Financial Regulation (FR) 14.7, the Secretary-General issues an interim financial statement to the Executive Council twice each year.

Table 1 - Comparison of budget, plan of income and expenditure and budgetary cash balance - Regular Budget at 30 June 2017

Euros

	Approved income / Original budget ¹	Plan of income and expenditure	Budgetary cash balance (cash-in less expenditure)
Budgetary difference	0,00	0,00	-2.014.754,54
<i>Budgetary income</i>	<i>13.492.000,00</i>	<i>13.180.000,00</i>	<i>10.566.627,55</i>
Contributions from Full and Associate Members	12.745.000,00	11.100.000,00	9.445.975,89
Other income sources	747.000,00	530.000,00	498.090,38
Allocation from Publication store			
Accumulated Surplus	144.000,00	144.000,00	144.000,00
Affiliate Members	603.000,00	386.000,00	354.090,38
Arrear contributions	0,00	1.550.000,00	622.561,28
<i>Budgetary expenditure</i>	<i>13.492.000,00</i>	<i>13.180.000,00</i>	<i>12.581.382,09</i>

Remarks:

1 Before transfers. In accordance to Programmes structure and appropriations approved originally by A/RES/651(XXI) of document A/21/8(I)(b), its structure update approved by CE/DEC/8(CIII) of document CE/103/7(a), its structure update approved by CE/DEC/8(CIV) of document CE/104/7(a) and its structure update approved by CE/DEC/8(CV) of document CE/105/5(b).

2. Table 1 above establishes a comparison between: (a) the approved income and appropriations for the year 2017 (approved income/original budget column), (b) an estimate of income receivable and consistent expenditure limits for the year 2017 as at 30 June 2017 (plan of income and expenditure column), and (c) the budgetary cash balance at 30 June 2017 based on cash received to date and actual expenditures to date and commitments to 31 December 2017 (budgetary cash balance column).

3. The Regular Budget is financed from assessed contributions from Members¹ and budgetary allocations. The Regular Budget of the Organization covering the two-year budget period 2016-2017 (A/21/8(I)(b)) was approved by the General Assembly (A/RES/651(XXI)) at EUR 26,984,000 broken down by the 2016 and 2017 annual budgets which amounted to EUR 13,492,000 each.

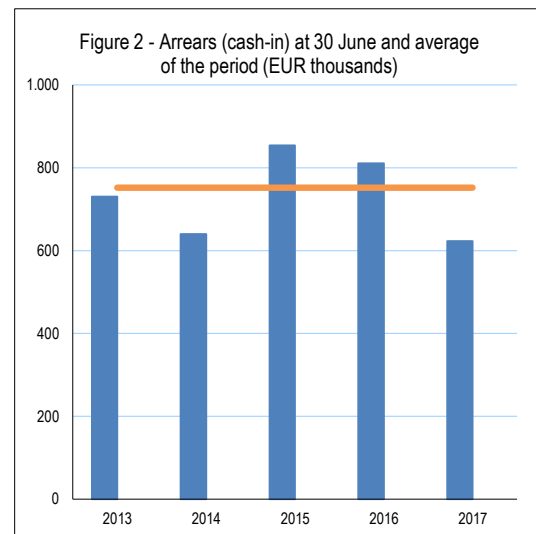
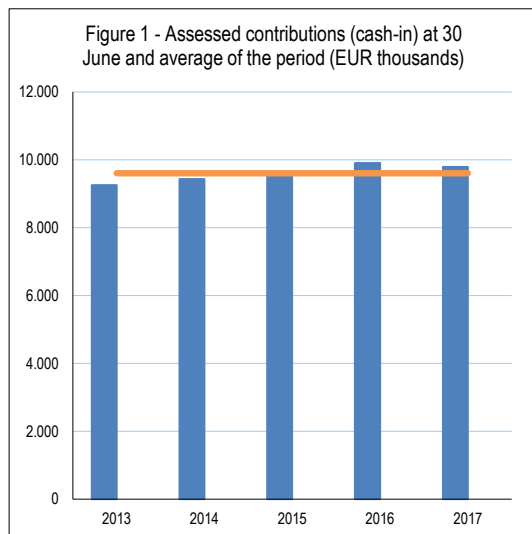
A. Plan of income and expenditure for 2017

4. In accordance with UNWTO Detailed Financial Rule (DFR) III.4 and in line with the practice in previous years, the Secretary-General submitted a plan of income and expenditure at 31 March 2017 to the 105th session of the Executive Council (CE/105/7(a)) in light of: (a) the approved appropriations and forecast income, (b) the experience of previous financial years, and (c) the recommendation of the twenty-first General Assembly that care be taken to ensure that the programme of work and budget is executed according to the income received (A/RES/651(XXI)). The plan of income and expenditure shows the forecast of budgetary income receivable, the proposed level of budgetary expenditure and the forecast of budgetary result for the financial year 2017.

5. This section shows the plan of income and expenditure prepared by the Secretary-General at 30 June 2017.

¹ FR 6

(a) Budgetary income



6. Budgetary income from contributions assessed from Full, Associate and Affiliate Members to be received in the current financial year was estimated at EUR 11,486,000, i.e., 88 per cent of total assessed contributions. The level of contributions receipts from Full, Associate and Affiliate Members at 30 June 2017 (EUR 9,800,066) represents 85% of the estimate plan of income. This percentage is slightly lower than in previous years (88% in 2016, 86% in 2015 and 89% in 2014) and is slightly above the average level of collection of the past five years (i.e., EUR 9,605,636).

7. The budgetary allocation from the Publications store accumulated surplus was maintained at the level approved by the General Assembly (EUR 144,000), so the budgetary income estimated for the financial year and its implementation stand for 100%.

8. As for budgetary income from arrear contributions, it has been estimated that an amount of around EUR 1,550,000 will be received during 2017 taking into account the trend of collection of arrears during General Assembly years. The amount collected to 30 June (EUR 622,561) represents 40% of the estimated income. This percentage is materially lower than in the previous two years (67% in 2016 and 57% in 2015) but in line with that of 2014 (43%) and is far from the average level of collection of the past five years (i.e., EUR 751,837). Despite the Secretariat's best efforts, and the good intentions of the Members with arrears, some Members are not yet in a position to make a firm commitment to repay their contribution arrears or to adopt a suitable payment plan. The Secretariat will persist in its policy of encouraging those Members that are in arrears with their contributions to present proposals for the payment of their arrears at least in instalments.

9. All in all, budgetary income for the year 2017 was estimated at EUR 13,180,000. The income received to date represents 80% of the estimated plan of income which is lower than in 2016 (86%) and in 2015 and 2014 (84% in both years).

(b) Budgetary expenditure

10. Budgetary expenditures in this financial year were initially planned to be EUR 13,180,000 which corresponds to the estimated income and amounts to 98% of the approved appropriations. At 30 June 2017, the planned budgetary expenditure forecast remains at 98% of the approved appropriations and coincides with the allotment at that date. Annex II "Comparison of budgetary allocations, plan of expenditure and allotments by major programmes and programmes – Regular Budget" shows the

distribution of budgetary allocations compared with the plan of expenditure and allotments by major programme and programme at 30 June 2017.

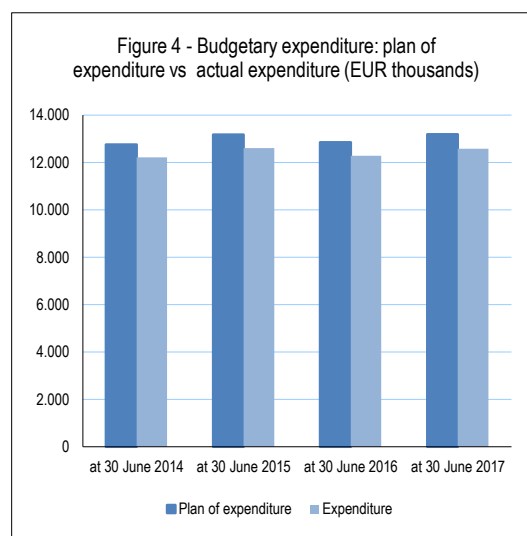
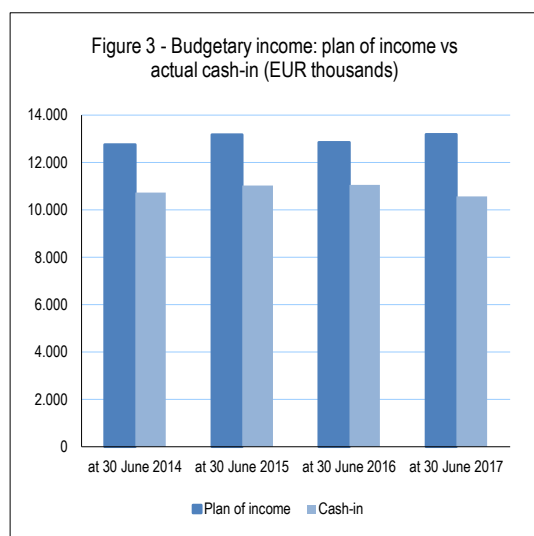
11. The budgetary expenditure to date represents 95% of the estimated plan of expenditure for the current year, a similar percentage to those in previous years at 30 June (96% in 2016, 2015 and 2014). For non-staff costs, the implementation level stays at 84% at 30 June, the same percentage as in 2016 at the same date (84%). As for staff costs, the implementation level amounts to 100% (100% as well in 2016). It should be noted that budgetary expenditures to date include budgetary commitments up to the end of the year.

(c) Budgetary result

12. Through these adjustments, the budgetary income and expenditure for the financial year are expected to be in balance. However, in order avoid a possible budgetary cash deficit at year end, budgetary income from arrear contributions should converge to previous years' level in the forthcoming months. Should contributions not materialize at the anticipated levels, it would be possible that a treasury deficit would materialize at the year-end to be covered by the Working Capital Fund (WCF) in accordance with the UNWTO Financial Regulations and Rules (FRR).

13. Therefore, as of 30 June 2017, and particularly in view of the level of assessed contributions received, the overall plan of income and expenditure established by the Secretary-General remains unchanged from the previous income and expenditure plan at 30 June 2017 (CE/105/7(a)) with the above remark on the level of arrear contributions.

B. Budgetary cash balance at 30 June 2017



14. This section analysis the status of the budgetary cash balance of the Regular Budget at 30 June 2017 based on cash received to date and actual expenditures to date and commitments to 31 December 2017.

(a) Budgetary income

15. The total budgetary income received (cash-in) amounts to EUR 10,566,628, including the Members' arrears received during the period ended 30 June 2017. The income received to date represents 78% of the approved budgetary income.

16. The level of contribution receipts at 30 June 2016 for the current year from Full, Associate and Affiliate Members amounts to EUR 9,800,066 which represents 75% of the assessed contributions receivable of this year (i.e., EUR 13,112,056) (76% in 2016, 74% in 2015 and 76% in 2014 at the same date).

17. Arrear contributions received to date amount to EUR 622,561 which are significantly lower than in 2016 and 2015 but in line with 2014 at 30 June (EUR 810,325 in 2016, EUR 854,232 in 2015 and EUR 639,757 in 2014).

(b) Budgetary expenditure

18. The budgetary expenditure amount to EUR 12,581,382 which includes accrued expenses and reconciling items up to 30 June 2017 (EUR 6,112,836) and budgetary commitments up to 31 December 2017 (EUR 6,468,546). For non-staff costs, budgetary commitments up to 31 December 2017 amount to 47% and accrued expenses and reconciling items up to 30 June 2017 to 53%. As for staff costs, the amount paid in the form of salaries during the first six months of the year amounts to EUR 4,480,590 at similar levels as in 2016 and 2015 (i.e., EUR 4,386,045 in 2016 and EUR 4,671,147 in 2015) representing 47% and budgetary commitments up to 31 December 2017 represent 53%.

(d) Budgetary cash balance

19. At 30 June 2017, the budgetary cash balance (total budgetary income received (cash-in) less budgetary expenditure) results in a cash deficit of EUR -2,014,754 (EUR -1,228,807 in 2016). Presently, on the basis of actual budgetary expenditures to date, there is a treasury surplus of EUR 4,453,791 (EUR 5,211,317 in 2016).

20. The budgetary cash balance is dependent on the timing of the payment of assessed contributions by Members. The Organization's ability to meet its short-term obligations and comply with the programme of work could be impacted if delays are encountered in the collection of Members' contributions. Paragraph 12 of the Financing Rules attached to the Statutes stipulates that "The Members of the Organization shall pay their contribution in the first month of the financial year for which it is due...".

21. Annex II to this document on Assessed contributions at 30 June 2017 contains a Statement of contributions due by Members at 30 June 2017 and Arrear contributions received from Members for the period ended 30 June 2017.

II. Voluntary contributions, in-kind donations and Initiative projects for the period ended 30 June 2017

22. Voluntary contributions, in-kind donations and unused balances on completion of voluntary contributions projects (Initiative projects) serve to diversify the sources of financing UNWTO activities in support of the aims of the Organization and augment the necessary resources.

A. Voluntary contributions

23. Total voluntary contributions received (cash-in) for the period to 30 June 2017 amount to EUR 1,901,220, amount 17% lower compared to the voluntary contributions received for the same period in 2016 (i.e., EUR 2,303,185 and EUR 1,327,946 in 2015).

24. The top five donors for this period have been United Nation Development Program (UNDP), Japan Tourism Agency, Argentina, the Republic of Korea and Suning Appliance Group (China).

25. The analysis by project shows that the projects which have received higher voluntary contributions this period are UNDP PCA (Morocco Hotel Classification), the 2017 International Year of Sustainable Tourism for Development, Regional Support Office of Asia Pacific, UNWTO Awards for Excellence and Innovation in Tourism and Prototype Wine Tourism Product.

26. Annex III "Voluntary contributions for the period ended 30 June 2017" shows a list of voluntary contributions received (cash-in) by donor and project.

B. In-kind donations

27. The Organization also receives in-kind donations in the form of travel and use of conference facilities. For the period to 30 June 2017 these donations amount to EUR 764,964, amount 34% lower compared to the in-kind donations received for the same period in 2016 (i.e., EUR 1,161,538).

28. For travel, the main donors for this period have been the Philippines, El Salvador, Honduras and Bangladesh. On the other hand, for the use of conference facilities, the top five donors have been the Philippines, Astana Expo, United Arab Emirates, Poland and Agencia Valenciana de Turisme.

29. Annex IV "In-kind donations for the period ended 30 June 2017" shows a list of in-kind donations received per type and by donor.

C. Initiative projects

30. On completion of voluntary contributions project activities, unused balances remain at UNWTO for related activities unless otherwise agreed with the Donor. The Secretary-General has decided to use those balances kept by UNWTO in support of the aims and activities of the Organization as shown in Annex V on "Initiative projects for the period ended 30 June 2017".

III. Reserve projects (Special Contingency Reserve)

31. Following the Executive Council decision (CE/DEC/10(C)), the Web project financed from the Special Contingency Reserve (SCR) was approved to be implemented in accordance with the terms shown in document CE/100/5(a) and for a total of EUR 96,000.

32. The Secretariat has been working on the terms of reference for the development of a new UNWTO website with view to launch a public tender. This process included a detailed internal evaluation of the needs which also stressed the requirement to update the current Customer Relationship Management system (CRM) strongly linked to the webpage. Consequently, it is considered important to include the update of the CRM within the public tender of the new UNWTO website. Managing both processes will bring significant benefits to the Organization in terms of full integration of the web with the CRM and vice-versa, reduced costs in the management of both in the future while ensuring the effective communication through the CRM mailing system. Accordingly, additional costs amounting to EUR 35,000 will be required. The General Assembly is kindly requested to approve the appropriation of these funds from the SCR balance to be used for the update of the CRM system within the Web project. The available balance of the SCR currently amounts to some EUR 229,000.

IV. Staff costs

33. By virtue of Article 16 of the “Agreement between the United Nations and the World Tourism Organization” adopted on 23 December 2003, UNWTO agreed to accept the Statute of the United Nations International Civil Service Commission (ICSC) and to develop with the United Nations uniform standards of international employment.

34. The remuneration of staff in the Professional and higher categories consists of a base salary and a post adjustment as per ICSC methodology. The base salary scale is periodically published and updated by the United Nations International Civil Service Commission (ICSC). The post adjustment is an amount paid in addition to base salary which ensures that no matter where United Nations system staff work, their remuneration has a purchasing power equivalent to that at the base of the system, i.e., New York. The post adjustment index is monthly published by the ICSC reflecting the evolution of the cost of living at UNWTO’s Headquarters and is normally updated every five years following the ICSC methodology based on place-to-place salary surveys. During October 2016, a place-to-place salary survey was conducted for Madrid. Its result, after being confirmed by the UNGA, will be presumably implemented in 2017. At the date of this report, the approved post adjustment index is still unknown.

35. The remuneration of staff in the General Service category is based on a salary scale published by the ICSC which is updated on the basis of the 90% of the Madrid consumer price index (CPI) movement from the latest increase if such movement is positive following the ICSC methodology. Current salary scale will be updated effective 1 October 2017. At the date of this report this percentage is not yet known.

Part B. IPSAS post-implementation phase progress report

I. Introduction

1. The UNWTO project for IPSAS implementation comprises three distinct phases: pre, main and post phase (CE/88/5(a)).
 - (a) The pre-phase of the project (2009-2010) involved the introduction of a new financial model at UNWTO establishing a separation of financial administration roles;
 - (b) The main phase of the project (2011 - early 2015) covered the preparatory work required to achieve IPSAS-compliant Financial Statements and comprised accounting policy and procedures, rules and regulations, new and upgraded financial management information technology (IT) systems implementation (internally know as Athena I plan), training and awareness activities as well as the preparation of the Financial Statements under IPSAS for the year ended 2014; and
 - (c) The post-phase (from end of 2014 onwards) includes a range of activities aimed at sustaining IPSAS-compliance and maximizing the benefits of IPSAS as well as at enhancing the UNWTO financial management IT system (Athena II and subsequent plans).
2. For easy reference, the progress reports of the pre-phase and main-phase of the project submitted to the Executive Council (EC) and the General Assembly (GA) are the following broken down by years: 2007 (CBF/48/2), 2009 (CBF/50/1), 2010 (CE/88/5(a)), 2011 (CE/90/5(a) add.1), 2012 (CE/93/5(b) Add.1), 2013 (CE/95/3(II)(a) Add.1) 2014 (CE/98/3(II)(b) Add.1, CE/99/5(c)) and 2015 (CE/100/5(a) Add.1 and A/21/8(II)(b) Add.1).
3. The present document updates the Executive Council (EC) and the General Assembly (GA) on the progress made in the post-implementation phase of the IPSAS work plan in UNWTO and is a follow-up to the report submitted in 2016 (CE/103/7(b) Add.1).

II. IPSAS post-implementation phase

4. The activities under this phase will support the consolidation of IPSAS requirements within the Organization and the development of new IT modules for Athena, UNWTO's financial management system. These major business transformation projects are mainly carried out by the Budget and Finance programme of UNWTO. To implement the challenging requirements of the post-implementation phase, additional resources, particularly in the Budget and Finance programme, are required for the successful mainstreaming of tasks.

Sustaining IPSAS compliance and maximizing IPSAS benefits

5. Aiming to sustain IPSAS-compliant financial statements, UN organizations, including UNWTO, are engaged in addressing a range of post-implementation matters including: (a) implementation of new IPSAS pronouncements, such as IPSAS 34-38 on control, joint control and significant influence, (b) issues from external audit and financial reporting, (c) ASHI (after-service health insurance) accounting and valuation methodologies and (c) issues concerning PPE (property, plant and equipment) useful economic lives.
6. UNWTO, together with other UN organizations, is addressing these matters with the support of the UN Task Force on Accounting Standards (UNTFAS). The UNTFAS, under the authority of the Finance and Budget Network (UNFBN) of the Chief Executives Board (CEB), is an important forum

where UN organizations share their experiences in dealing with IPSAS issues including with the optimization of the use of ERP systems. The objective of the UNTFAS, of which UNWTO is an active member, is to ensure that UN system organizations are IPSAS-compliant with a consistent interpretation and application of IPSAS amongst UN system organizations. UNTFAS continues to address four strategic orientations and activities: (a) facilitation and communication, (b) IPSAS Board monitoring, (c) coordination of accounting diversity, and (d) guidance and support.

7. Maximizing IPSAS benefits (in governance, operational and financial management and comparability with other UN system organizations) and sustaining IPSAS compliance require an investment of time and resources in all organizations of the UN system, irrespective of size. UNWTO, being the smallest agency in the UN system, has particular challenges in identifying financial and staff resources to ensure that the full benefits of IPSAS flow to the Organization.

Enhancement of Athena

Introduction

8. At UNWTO, the further development of the financial IT system (in-house tailor-made type of a limited ERP (Enterprise Resource Planning) is planned as part of the IPSAS post-phase activities subsequent to IPSAS implementation as was reported in CE/88/5(a). This system is internally called the Athena project.

9. The background of the Athena project, the phased approach used in its implementation, i.e. module by module having regard to resource availability and UNWTO deployment capacity, methodology, together with the planning and management, expected benefits and risks detected were detailed in the March 2016 document CE/103/7(b) Add.1.

10. As reported in CE/100/5(a) Add.1 and CE/103/7(b) Add.1, the first modules to be developed under the Athena II plan, are purchase management and accounts payable. This plan also includes the enhancement and adaption of the following modules which are already in use: budget, reporting, assets, reference data and administration. After Athena II goes live, the modules to be developed under Athena III plan will comprise: (a) sales & distribution, (b) stock, and (c) accounts receivable which will also require the adaptation of some existing modules.

Minimizing potential risks

11. Implementing an ERP system is a time-consuming and complicated challenge for any organization regardless of size and requires significant staff and financial resources. The potential for risks is high.

12. In order to make sure all potential issues are identified before the implementation begins underway, the Secretariat undertakes to following measures:

- (a) Careful planning in deploying adequate resources and setting priorities to accelerate the time of completion;
- (b) Emphasising the importance of accurate data (an ERP system is only as good as the data that is in it) and avoiding “the kitchen sink approach” which assumes the ERP will be able to absorb all business activities of an organization;
- (c) Having an active testing environment, which is essential to simulate the processes in order to see the real effects of changes and avoid unplanned downtime;

(d) Investing in training and change management. Making sure employees have a chance to become comfortable with the new system before it goes live. In-depth training and frequent communication with users is a top priority; and

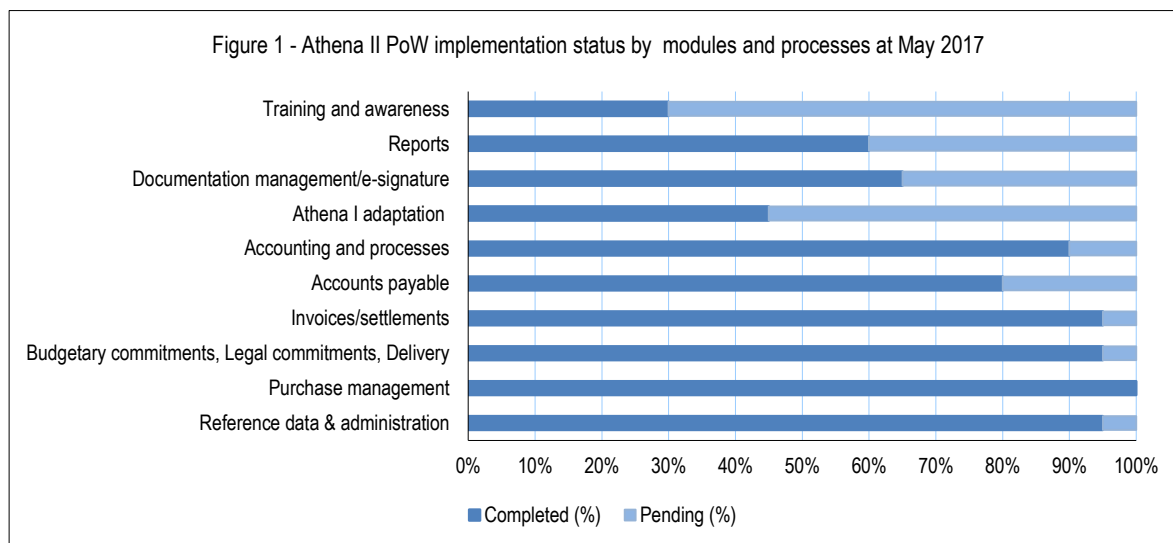
(e) Having a maintenance strategy for the ERP thereby preventing obsolescence both from the technical perspective as well as from the business processes.

13. As explained above and in previous progress reports, the Athena project is very much dependent on internal resources and puts pressure particularly on the staff of Budget and Finance. The tasks of analysis and design, reference data development, administration maintenance, testing and training are carried out in addition to the regular tasks of the demanding programme of work and limited resources of the Budget and Finance programme.

14. Based on current staffing constraints, it is now considered more realistic to delay the go-live date of some Athena II modules and processes to the first semester of 2018.

Implementation status

15. The implementation status at May 2017 results in the following conclusions: (a) almost 80 percent of the work has already been completed, and (b) pending tasks mainly refer to testing, training and awareness and adaptation of modules already in use. The figure of below illustrates the implementation status by modules and processes:



III. Actions to be taken by the General Assembly

16. The General Assembly is invited:

(a) To take note of the level of collection of contributions from Members for financial year 2017 as of 30 June 2017 amounting to EUR 9,800,066, and also of the collection of contributions in arrears, amounting to EUR 622,561;

(b) To urge Members that have not yet complied with their financial obligations to take the necessary steps to pay their contributions for 2017 thereby averting delays that could hamper programme execution;

- (c) To take note with appreciation of the voluntary contributions, in-kind donations and Initiative projects and encourage the Secretary-General to implement them, seeking whenever possible to diversify the sources of financing UNWTO activities in support of the aims of the Organization;
- (d) To approve the use the Special Contingency Reserve (SCR) funding amounting to EUR 35,000 for the update of the CRM system within the Web project;
- (e) To take note that the United Nations may approve within 2017 a revised post adjustment index for staff in the Professional and higher categories with effect presumably within 2017 and an updated salary scale for staff in the General Service (GS) category effective 1 October 2017, and also take note that the Secretary-General may apply both in accordance with Staff Rule 33(1);
- (f) To take note of the advances made in the IPSAS post-implementation phase project and of the pressure that these major business projects (sustainability of IPSAS and implementation of Athena II plan) has put on the Secretariat;
- (g) To encourage the Secretary-General to continue to advance in the IPSAS post-implementation phase project and to continue reporting its progress to the EC; and
- (h) To take note that the go-live of Athena II modules and processes is planned within the first semester of 2018.

Annex I: Comparison of budgetary allocations, plan of expenditure and allotments by major programmes and programmes - Regular Budget at 30 June 2017

Comparison of budgetary allocations, plan of expenditure and allotments by major programmes and programmes -
Regular Budget
at 30 June 2017
Euros

	Original budget ¹	Plan of expenditure	Allotments
Budgetary expenditure	13,492,000.00	13,180,000.00	13,180,000.00
Staff	9,800,000.00	9,479,234.84	9,479,234.84
Non-staff	3,692,000.00	3,700,765.16	3,700,765.16
<i>A Member Relations</i>	<i>546,000.00</i>	<i>652,358.76</i>	<i>652,358.76</i>
A01 Regional Programme, Africa	120,000.00	110,000.00	110,000.00
A02 Regional Programme, Americas	120,000.00	110,000.00	110,000.00
A03 Regional Programme, Asia and the Pacific	120,000.00	136,873.31	136,873.31
A04 Regional Programme, Europe	69,000.00	210,485.45	210,485.45
A05 Regional Programme, Middle East	69,000.00	75,000.00	75,000.00
A06 Affiliate Members (Knowledge Network)	48,000.00	10,000.00	10,000.00
<i>B Operational</i>	<i>881,000.00</i>	<i>953,971.86</i>	<i>953,971.86</i>
B01 Sustainable Development of Tourism	110,000.00	110,000.00	110,000.00
B02 Technical Cooperation	79,000.00	55,000.00	55,000.00
B03 Statistics, Trends and Policy	252,000.00	234,482.80	234,482.80
B04 Destination Management and Quality	44,000.00	82,768.46	82,768.46
B05 Ethics and Social Responsibility	44,000.00	75,000.00	75,000.00
B06 Themis - Education and Training	122,000.00	110,000.00	110,000.00
B07 Institutional Relations and Resource Mobilization	125,000.00	145,000.00	145,000.00
B08 Special Field Projects	33,000.00	51,720.60	51,720.60
B09 UNWTO Liaison Offices	72,000.00	90,000.00	90,000.00
<i>C Support - Direct to Members</i>	<i>708,000.00</i>	<i>781,312.63</i>	<i>781,312.63</i>
C01 Conferences Services	163,000.00	162,998.28	162,998.28
C02 Management	352,000.00	355,166.95	355,166.95
C03 Communications and Publications	193,000.00	263,147.40	263,147.40
<i>D Support - Indirect to Members</i>	<i>1,557,000.00</i>	<i>1,313,121.91</i>	<i>1,313,121.91</i>
D01 Budget and Finance	166,000.00	180,000.00	180,000.00
D02 Human Resources	105,000.00	100,000.00	100,000.00
D03 Information and Communication Technology	353,000.00	275,000.00	275,000.00
D04 General Services	633,000.00	488,121.91	488,121.91
D05 Provisions	300,000.00	270,000.00	270,000.00

Remarks:

¹ Before transfers. In accordance to Programmes structure and appropriations approved originally by A/RES/651(XXI) of document A/21/8(I)(b), its structure update approved by CE/DEC/8(CIII) of document CE/103/7(a), its structure update approved by CE/DEC/8(CIV) of document CE/104/7(a) and the Secretary-General proposal of structure modification as presented in document CE/105/5(b).

Annex II: Assessed contributions at 30 June 2017

A. Statement of contributions due by Members at 30 June 2017

Statement of contributions due to the General Fund
at 30 June 2017

Euros

Members	Years	Arrear Contributions	Contributions due 2017	Total
Total		16,353,364.02	3,551,579.29	19,904,943.31
<i>Full Members</i>		<i>14,469,019.94</i>	<i>2,978,147.11</i>	<i>17,447,167.05</i>
Afghanistan	81-87,89-08,10,12,14	703,988.77	0.00	703,988.77
Albania	-	0.00	0.00	0.00
Algeria	-	0.00	0.00	0.00
Andorra	-	0.00	0.00	0.00
Angola	-	0.00	0.00	0.00
Argentina	-	0.00	0.00	0.00
Armenia	-	0.00	0.00	0.00
Austria	-	0.00	0.00	0.00
Azerbaijan	-	0.00	40,608.00	40,608.00
Bahamas	-	0.00	0.00	0.00
Bahrain	78-84,02,10,15-16	450,944.05	66,402.00	517,346.05
Bangladesh	-	0.00	0.00	0.00
Barbados	-	0.00	0.00	0.00
Belarus	-	0.00	0.00	0.00
Benin	12,14-16	104,451.00	0.00	104,451.00
Bhutan	-	0.00	0.00	0.00
Bolivia	81-87, 89-98	419,180.57	32,134.00	451,314.57
Bosnia and Herzegovina	-	0.00	0.00	0.00
Botswana	-	0.00	53,558.00	53,558.00
Brazil	-	0.00	257,187.00	257,187.00
Brunei Darussalam	-	0.00	53,558.00	53,558.00
Bulgaria	-	0.00	0.00	0.00
Burkina Faso	12,16	51,622.00	26,779.00	78,401.00
Burundi	77-07,11-13,15-16	759,923.78	26,779.00	786,702.78
Cambodia	82-92	270,225.39	0.00	270,225.39
Cameroon	-	0.00	23,758.33	23,758.33
Cape Verde	-	0.00	0.00	0.00
Central African Republic	07-16	242,151.10	26,779.00	268,930.10
Chad	12-16	129,784.56	26,779.00	156,563.56
Chile	-	0.00	0.00	0.00
China	-	0.00	0.00	0.00
Colombia	-	0.00	0.00	0.00
Congo	16	442.38	32,134.00	32,576.38
Costa Rica	-	0.00	0.00	0.00
Croatia	-	0.00	0.00	0.00
Cuba	-	0.00	0.00	0.00
Cyprus	-	0.00	0.00	0.00
Czech Republic	-	0.00	0.00	0.00
Côte d'Ivoire	-	0.00	23,227.26	23,227.26
Democratic People's Republic of Korea	-	0.00	26,779.00	26,779.00
Democratic Republic of the Congo	98-00,02-06,08-12,16	286,175.26	26,779.00	312,954.26
Djibouti	03-16	306,953.00	24,101.00	331,054.00
Dominican Republic	16	64,268.00	64,268.00	128,536.00
Ecuador	16	1,568.84	0.00	1,568.84
Egypt	-	0.00	128,538.00	128,538.00
El Salvador	96,16	1,183.95	749.92	1,933.87
Equatorial Guinea	13-15	81,218.00	33,656.00	114,874.00
Eritrea	-	0.00	0.00	0.00

Members	Years	Arrear	Contributions due	Total
		Contributions	2017	
Ethiopia	-	0.00	26,779.00	26,779.00
Fiji	-	0.00	0.00	0.00
France	-	0.00	0.00	0.00
Gabon	15-16	106,753.56	53,558.00	160,311.56
Gambia	97-05,08-10,13	262,709.33	0.00	262,709.33
Georgia	-	0.00	0.00	0.00
Germany	-	0.00	0.00	0.00
Ghana	15-16	44,268.00	32,134.00	76,402.00
Greece	-	0.00	0.00	0.00
Guatemala	-	0.00	0.00	0.00
Guinea	96,98-00,07-09,14-16	212,507.01	26,779.00	239,286.01
Guinea-Bissau	92-96,99-16	503,584.55	26,779.00	530,363.55
Haiti	-	0.00	0.00	0.00
Honduras	15	29.18	0.00	29.18
Hungary	-	0.00	0.00	0.00
India	-	0.00	0.00	0.00
Indonesia	-	0.00	0.00	0.00
Iran, Islamic Republic of	15	6,267.00	81,217.00	87,484.00
Iraq	87, 91-06,12	1,784,623.11	40,608.00	1,825,231.11
Israel	-	0.00	0.00	0.00
Italy	-	0.00	0.00	0.00
Jamaica	-	0.00	0.00	0.00
Japan	-	0.00	0.00	0.00
Jordan	-	0.00	0.00	0.00
Kazakhstan	-	0.00	0.00	0.00
Kenya	16	465.79	0.00	465.79
Kuwait	98-16	194,980.21	160,671.00	355,651.21
Kyrgyzstan	96-10,12-15	449,000.30	0.00	449,000.30
Lao People's Democratic Republic	90-95,04	140,252.53	0.00	140,252.53
Lebanon	-	0.00	107,114.00	107,114.00
Lesotho	14	15,907.97	0.00	15,907.97
Liberia	12-16	129,791.00	26,779.00	156,570.00
Libya	14-16	163,054.00	64,268.00	227,322.00
Lithuania	-	0.00	0.00	0.00
Madagascar	14-16	60,455.39	26,779.00	87,234.39
Malawi	11-16	152,565.99	26,779.00	179,344.99
Malaysia	-	0.00	0.00	0.00
Maldives	-	0.00	0.00	0.00
Mali	15-16	2,342.04	26,779.00	29,121.04
Malta	-	0.00	0.00	0.00
Mauritania	78-05,15-16	683,184.16	26,779.00	709,963.16
Mauritius	-	0.00	0.00	0.00
Mexico	-	0.00	0.00	0.00
Monaco	-	0.00	0.00	0.00
Mongolia	16	31,480.00	32,134.00	63,614.00
Montenegro	-	0.00	32,134.00	32,134.00
Morocco	-	0.00	72,838.00	72,838.00
Mozambique	-	0.00	26,779.00	26,779.00
Myanmar	-	0.00	0.00	0.00
Namibia	08	44,358.00	0.00	44,358.00
Nepal	-	0.00	24,361.55	24,361.55
Netherlands	-	0.00	0.00	0.00
Nicaragua	01-02,08,09 83-87, 90-07,10-	68,412.04	0.00	68,412.04
Niger	11,14-16	653,353.81	26,779.00	680,132.81
Nigeria	15-16	40,299.74	40,608.00	80,907.74
Oman	-	0.00	0.00	0.00

Members	Years	Arrear	Contributions due	Total
		Contributions	2017	
Pakistan	15-16	2,352.82	40,608.00	42,960.82
Panama	-	0.00	0.00	0.00
Papua New Guinea	08-16	223,396.00	0.00	223,396.00
Paraguay	-	0.00	0.00	0.00
Peru	15	511.13	8,898.65	9,409.78
Philippines	16	2,323.11	0.00	2,323.11
Poland	-	0.00	0.00	0.00
Portugal	-	0.00	0.00	0.00
Qatar	-	0.00	0.00	0.00
Republic of Korea	-	0.00	0.00	0.00
Republic of Moldova	-	0.00	0.00	0.00
Romania	-	0.00	72,838.00	72,838.00
Russian Federation	-	0.00	0.00	0.00
Rwanda	12,15-16	56,081.04	26,779.00	82,860.04
Samoa	-	0.00	0.00	0.00
San Marino	-	0.00	0.00	0.00
Sao Tome and Principe	86-14	596,313.65	16,067.00	612,380.65
Saudi Arabia	03	101,628.00	0.00	101,628.00
Senegal	15	29,284.00	730.46	30,014.46
Serbia	-	0.00	0.00	0.00
Seychelles	-	0.00	0.00	0.00
Sierra Leone	80-00,03-16	798,148.12	26,779.00	824,927.12
Slovakia	-	0.00	0.00	0.00
Slovenia	-	0.00	0.00	0.00
South Africa	-	0.00	0.00	0.00
Spain	-	0.00	0.00	0.00
Sri Lanka	-	0.00	0.00	0.00
Sudan	86,89-03,06-08,13,14	479,189.92	32,134.00	511,323.92
Swaziland	-	0.00	0.00	0.00
Switzerland	-	0.00	0.00	0.00
Syrian Arab Republic	12-16	311,492.00	64,268.00	375,760.00
Tajikistan	-	0.00	0.00	0.00
Thailand	-	0.00	0.00	0.00
The former Yugoslav Republic of Macedonia	-	0.00	0.00	0.00
Timor-Leste	15-16	27,438.76	763.94	28,202.70
Togo	05-06	39,973.83	26,779.00	66,752.83
Trinidad and Tobago	-	0.00	0.00	0.00
Tunisia	-	0.00	0.00	0.00
Turkey	-	0.00	214,229.00	214,229.00
Turkmenistan	95-98,00-12,16 96-00,02-04,10-	541,841.40	40,608.00	582,449.40
Uganda	12,15-16	269,357.05	32,134.00	301,491.05
Ukraine	-	0.00	0.00	0.00
United Arab Emirates	81-87	518,247.76	101,759.00	620,006.76
United Republic of Tanzania	13-16	122,804.31	32,134.00	154,938.31
Uruguay	02-03	114,577.22	64,268.00	178,845.22
Uzbekistan	-	0.00	0.00	0.00
Vanuatu	10-16	143,576.00	21,422.00	164,998.00
Venezuela	13, 15-16	118,109.11	92,046.00	210,155.11
Viet Nam	-	0.00	0.00	0.00
Yemen	79-89,95,14-16	321,608.45	32,134.00	353,742.45
Zambia	14	26,040.90	26,779.00	52,819.90
Zimbabwe	-	0.00	0.00	0.00

Members	Years	Arrear Contributions	Contributions due 2017	Total
<i>Associate Members</i>		0.00	0.00	0.00
Aruba	-	0.00	0.00	0.00
Flemish Community of Belgium	-	0.00	0.00	0.00
Hong Kong, China	-	0.00	0.00	0.00
Macao, China	-	0.00	0.00	0.00
Madeira	-	0.00	0.00	0.00
Puerto Rico	-	0.00	0.00	0.00
<i>Affiliate Members</i>		854,462.05	570,432.18	1,424,894.23
<i>Former Full Members</i>		918,478.93	0.00	918,478.93
<i>Former Associate Members</i>		1,947.90	0.00	1,947.90
<i>Former Affiliate Members</i>		109,455.20	3,000.00	112,455.20

Remarks:

Full Members	Financial year start month
United Republic of Tanzania	July
Malawi	June
Bangladesh	July
Gambia	July
Uganda	July
Colombia	May
South Africa	April
Egypt	July
Iran, Islamic Republic of	March
Japan	April
Botswana	April
Indonesia	April
Lesotho	April
Mauritius	July
Turkey	March
Gabon	June
Pakistan	July

B. Arrear contributions received from Members for the period ended 30 June 2017**Arrear contributions received from Members
for the period ended 30 June 2017**

Euros

Members	Contribution year	30/06/2017
Total		654,986.61
<i>Full Members</i>		<i>574,864.82</i>
Brunei Darussalam	16	53,558.00
Cambodia	82	15,012.57
Colombia	16	24,328.67
Ethiopia	16	26,779.00
Gambia	96-97	20,208.41
Ghana	15	20,000.00
Côte d'Ivoire	15	4,127.11
Democratic People's Republic of Korea	16	26,779.00
Kyrgyzstan	95-96	23,631.59
Lao People's Democratic Republic	90	11,589.47
Lebanon	16	104,841.00
Madagascar	15	15,032.18
Montenegro	16	32,134.00
Nicaragua	00-01	17,103.00
Pakistan	10, 12-13, 15	37,293.09
Russian Federation	16	35,744.00
Senegal	16	31,480.00
Venezuela	16	75,223.73
<i>Affiliate Members</i>	<i>11-16</i>	<i>80,121.79</i>

Annex III: Voluntary contributions received for the period ended 30 June 2017**A. Voluntary contributions received by donor for the period ended 30 June 2017**

Voluntary contributions received by donor for the period ended 30 June 2017 Euros				
Donor	Project	Currency	Amount	30/06/2017
				EUR
Total				1,901,219.78
UNDP	PCA projects (Morocco Hotel Classification and IY2017)	USD	510,000.00	469,710.00
Japan Tourism Agency	Regional Support Office of Asia Pacific	JPY	31,080,000.00	256,539.52
Argentina	Prototipo de la OMT, desarrollo de un producto			
Republic of Korea	Turismo Enológico	EUR		123,585.00
Suning Appliance Group (China)	Asia Activity Fund	EUR		81,777.52
The Peace Parks Foundation	UNWTO Awards	EUR		80,000.00
Paraguay	Updating 2009 Tourism Satellite Accounts	EUR		64,517.00
Technical University of Crete (Greece)	SENATUR Paraguay Plan Maestro de desarrollo Sostenible del Paraguay	USD	69,600.00	64,101.59
Huzhou City (China)	Nearly-Zero Emissions Hotels (EC project)	EUR		61,198.42
A1 LLP	Report on International Rural Tourism Development			
HILTON Worldwide	Asia Pacific Perspective	EUR		60,000.00
Patrimonio Autonomo FONTUR	IY2017	EUR		54,356.00
Ras Al Khaimah Tourism Development Authority (UAE)	IY2017	EUR		50,000.00
Statistical Centre for the Cooperation Council for the Arab Countries of the Gulf	Tourism Satellite Accounts	USD	40,393.00	37,605.88
Korea Tourism Organization	Case Study of Big Data and Cultural Tourism	EUR		35,000.00
European Bank for Reconstruction and Development	Regional Conference in Jordan	EUR		30,000.00
Macao, China	UNWTO Awards	EUR		30,000.00
Port Aventura Entertainment, S.A.U	UNWTO Awards	EUR		30,000.00
Amadeus It Group	IY2017	EUR		25,000.00
Azerbaijan	IY2017	EUR		20,000.00
Beijing Capital Airlines CO., LTD	IY2017	EUR		20,000.00
Mexico	IY2017	EUR		20,000.00
Fundación EuropaMundo	Improving Community Based Ecotourism in Thala Barivat, Cambodia	EUR		18,000.00
ITAIPIU	UNWTO Awards	EUR		15,000.00
Mozambique	Creation of a Strategic Tourism Development Plan	USD	13,476.00	12,546.16
Agència Catalana De Turisme	IY2017	EUR		10,000.00
Agencia Valenciana de Turisme	IY2017	EUR		10,000.00
AIRBNB	IY2017	EUR		10,000.00
East-Asia Inter-Regional Tourism Forum	IY2017	EUR		10,000.00
Innovation Norway	IY2017	EUR		10,000.00
Mastercard Europe Cromatika				
Comunicacion Visual SL	IY2017	EUR		10,000.00
Mastercard Europe Cromatika				
Comunicacion Visual SL	IY2017	EUR		10,000.00
Portugal	IY2017	EUR		10,000.00
Talal Abu-Ghazaleh Organization (Jordan)	IY2017	EUR		10,000.00

Donor	Project	Currency	Amount	30/06/2017
				EUR
Casa Africa	Co-edition Agreement "Enhancing and Fostering Tourism Development in the Continent"	EUR		8,000.00
Samsonite	UNWTO Awards	EUR		7,500.00
Global Geoparks Network	IY2017	EUR		5,000.00
JTB Corporation	Tourism Research and Consulting Cooperation	EUR		5,000.00
Swisscontact	IY2017	EUR		5,000.00
Les Roches Internacional School of Hotel Management	Investour	EUR		3,000.00
Tourism Optimizer Platform	Investour	EUR		3,000.00
United Nations Environment Programme	Guidelines For Integrating SCP into tourism Master	USD	2,116.00	1,982.69
	Co-edition Agreement "UNWTO Knowledge Network Issue Paper Series, Volume II, Issue 1"			
Centro de Formación en Turismo ANVR	IY2017	EUR		1,800.00
Betterfly Tourism	IY2017	EUR		1,000.00
Desarrollo e Investigaciones Turísticas Globaldit	IY2017	EUR		1,000.00
Explora S.C.P.A	IY2017	EUR		1,000.00
Fundacion Privada Hospital de la Santa Creu I Sant	IY2017	EUR		1,000.00
Lufthansa Group	IY2017	EUR		1,000.00
Mountain Lodges of Peru	IY2017	EUR		1,000.00
Patronato de Turismo de La Diputación de LLeida	IY2017	EUR		1,000.00
Peace Boat	IY2017	EUR		1,000.00
Rainbow Garden Village	IY2017	EUR		1,000.00
V&A Waterfront Holdings Ltd.	IY2017	EUR		1,000.00
Viajes con Encanto SL	IY2017	EUR		1,000.00

Remarks:

Contributions received in currency other than EUR are converted to EUR using UN Operational Exchange Rate (UNORE) at the date of reception of fund.

B. Voluntary contributions received by project for the period ended 30 June 2017**Voluntary contributions received by project
for the period ended 30 June 2017**

Euros

Project	Donor	Currency	Amount	30/06/2017
				EUR
Total				1,901,219.78
PCA projects (Morocco Hotel Classification and IY2017)	UNDP	USD	510,000.00	469,710.00
2017 International Year of Sustainable Tourism for Development (IY2017)	A1 LLP	EUR		401,356.00
	HILTON Worldwide	EUR		54,356.00
	Patrimonio Autonomo FONTUR	EUR		50,000.00
	Ras Al Khaimah Tourism Development Authority (UAE)	EUR		50,000.00
	Amadeus It Group	EUR		25,000.00
	Azerbaijan	EUR		20,000.00
	Beijing Capital Airlines CO., LTD	EUR		20,000.00
	Mexico	EUR		20,000.00
	Agència Catalana De Turisme	EUR		10,000.00
	Agencia Valenciana de Turisme	EUR		10,000.00
	AIRBNB	EUR		10,000.00
	East-Asia Inter-Regional Tourism Forum	EUR		10,000.00
	Innovation Norway	EUR		10,000.00
	Mastercard Europe Cromatika Comunicacion Visual SL	EUR		10,000.00
	Mastercard Europe Cromatika Comunicacion Visual SL	EUR		10,000.00
	Portugal	EUR		10,000.00
	Talal Abu-Ghazaleh Organization (Jordan)	EUR		10,000.00
	Global Geoparks Network	EUR		5,000.00
	Swisscontact	EUR		5,000.00
	ANVR	EUR		1,000.00
	Betterfly Tourism	EUR		1,000.00
	Desarrollo e Investigaciones Turisticas Globaldit	EUR		1,000.00
	Explora S.C.P.A	EUR		1,000.00
	Fundacion Privada Hospital de la Santa Creu I Sant	EUR		1,000.00
	Lufthansa Group	EUR		1,000.00
	Mountain Lodges of Peru	EUR		1,000.00
	Patronato de Turismo de La Diputaci3n de LLeida	EUR		1,000.00
	Peace Boat	EUR		1,000.00
	Rainbow Garden Village	EUR		1,000.00
	V&A Waterfront Holdings Ltd.	EUR		1,000.00
	Viajes con Encanto SL	EUR		1,000.00
Regional Support Office of Asia Pacific	Japan Tourism Agency	JPY	31,080,000.00	256,539.52
UNWTO Awards for Excellence and Innovation in Tourism (UNWTO Awards)	ITAIPI	EUR		162,500.00
	Macao, China	EUR		15,000.00
	Port Aventura Entertainment, S.A.U	EUR		30,000.00
	Samsonite	EUR		30,000.00
	Suning Appliance Group (China)	EUR		7,500.00
		EUR		80,000.00
Prototipo de la OMT, desarrollo de un producto Turismo Enol3gico	Argentina	EUR		123,585.00
Asia Activity Fund	Republic of Korea	EUR		81,777.52
Updating 2009 Tourism Satellite Accounts	The Peace Parks Foundation	EUR		64,517.00
Paraguay Plan Maestro de desarrollo Sostenible del Paraguay	Paraguay	USD	69,600.00	64,101.59
Nearly-Zero Emissions Hotels (EC project)	Technical University of Crete (Greece)	EUR		61,198.42

Project	Donor	Currency	Amount	30/06/2017
				EUR
Report on International Rural Tourism Development: Asia Pacific Perspective	Huzhou City (China)	EUR		60,000.00
Tourism Satellite Accounts	Statistical Centre for the Cooperation Council for the Arab Countries of the Gulf	USD	40,393.00	37,605.88
Case Study of Big Data and Cultural Tourism	Korea Tourism Organization	EUR		35,000.00
Regional Conference in Jordan	European Bank for Reconstruction and Development	EUR		30,000.00
Improving Community Based Ecotourism in Thala Barivat, Cambodia	Fundación EuropaMundo	EUR		18,000.00
Creation of a Strategic Tourism Development Plan	Mozambique	USD	13,476.00	12,546.16
Co-edition Agreement "Enhancing and Fostering Tourism Development in the Continent"	Casa Africa	EUR		8,000.00
Tourism Investment and Business Forum for Africa (Investour)	Les Roches Internacional School of Hotel Management	EUR		6,000.00
	Tourism Optimizer Platform	EUR		3,000.00
Tourism Research and Consulting Cooperation	JTB Corporation	EUR		5,000.00
Guidelines For Integrating SCP into tourism Master	United Nations Environment Programme	USD	2,116.00	1,982.69
Co-edition Agreement "UNWTO Knowledge Network Issue Paper Series, Volume II, Issue 1"	Centro de Formación en Turismo	EUR		1,800.00

Remarks:

Contributions received in currency other than EUR are converted to EUR using UN Operational Exchange Rate (UNORE) at the date of reception of fund.

Annex IV: In-kind donations received for the period ended 30 June 2017

In-kind donations received for the period ended 30 June 2017		
Euros		
Donor	Project	30/06/2017
Total		764,964.00
<i>Use of conference facilities</i>		
		357,852.20
Philippines	6th International Conference on Tourism Statistics	150,000.00
Astana Expo	Conference on Tourism and Future Energy	65,500.00
United Arab Emirates	42nd Meeting of the UNWTO Regional Commission Middle East	30,800.00
Poland	3rd International Congress of Ethics and Tourism	15,791.74
Agencia Valenciana de Turisme	7th UNWTO Silk Road Task force meeting	10,000.00
Georgia	3rd Euro-Asian Mountain Resorts Conference	10,000.00
Algeria	Pour La Tenue Du Programme De Refor. Des Cap. Stat.	9,368.00
	29th Joint Meeting of the UNWTO Commission for East Asia and the Pacific	8,500.00
Bangladesh		8,000.00
Bulgaria	UNWTO Second International Western Silk Road Workshop	7,592.00
España	105 Reunión Consejo Ejecutivo OMT	6,500.00
Greece	UNWTO First International Western Silk Road Workshop	6,000.00
Basque Culinary Center Fundazioa	III Foro Mundial de Turismo Gastronómico de La OMT	5,500.00
	UNWTO Master Class - Chinese Tourism to the Mediterranean Countries	5,250.00
Malta		5,000.00
Instituto de Turismo de la Region de Murcia	1er Congreso Mundial sobre Destinos Turísticos	5,000.00
El Salvador	61ª Comision Regional de la OMT para las Americas	5,000.00
Honduras	61ª Comision Regional de la OMT para las Americas	4,715.00
Papua New Guinea	11th UNWTO Asia/Pacific Executive Training Programme	4,335.46
Ethiopia	59th UNWTO Regional Commission for Africa	
<i>Travel</i>		407,111.80
Philippines		89,562.50
El Salvador		22,898.23
Ethiopia		21,169.70
Bangladesh		18,971.89
Bangladesh Tourism Board		16,054.16
A1 LLP		12,500.00
Mexico		11,253.25
Argentina		11,100.00
Kenya		8,887.37
Chengdu Tourism Administration		7,791.35
Republic of Moldova		7,510.66
Japan International Cooperation Agency		6,500.36
Procolombia		6,314.12
Changshu Municipal Peoples Government		5,000.00
Malaysia		4,503.69
China		4,500.00
Banco Interamericano de Desarrollo		4,490.00
Korea World Travel Fair		4,195.69
Japan Tourism Agency		4,150.00
Municipality of Astrakhan		4,000.00
Foundation for European Progressive Studies		3,785.60
Azerbaijan		3,760.30
Bahrain		3,687.46
Jamaica		3,496.56
World Tourism Cities Federation		3,487.32
India		3,294.81
Georgia		3,280.09
Belarus		3,230.00
Papua New Guinea		3,185.89
Ministry of Tourism Cambodia		3,148.00

Donor	Project	30/06/2017
Universidad Anahuac		3,075.28
Huzhou City		3,000.00
COTELCO-Asociación Hotelera de Colombia		2,985.55
Korea Tourism Organization		2,842.94
Indonesia		2,800.00
Pacific Asia Travel Association		2,772.20
Basque Culinary Center Fundazioa		2,746.49
UBM India Put Ltd		2,663.20
Malta		2,389.58
Oman		2,294.22
Viet Nam National Administration of Tourism		2,287.50
United Arab Emirates		2,200.43
Algeria		1,989.22
Instituto de Turismo de la Region de Murcia		1,894.26
Georgian National Tourism Administration		1,890.00
UNESCO		1,888.14
NECSTOUR		1,818.95
International Trade Centre		1,713.63
Tbilisi Municipality City Hall		1,695.00
Colombia		1,621.62
United Nations Environment Programme		1,525.82
Serbia		1,400.00
Portugal		1,252.19
Japan		1,172.64
Bulgaria		1,140.00
Hungary		1,090.08
Japan		1,040.32
Croatia		1,004.47
Various donors (below EUR 1,000 and unidentified)		45,209.07

Annex V: Initiative projects for the period ended 30 June 2017**Initiative projects**

for the period ended 30 June 2017

Euros

Project	Concept	30/06/2017
Tourism, Sports and Mega Events Support	IA, AA	246,455.90
Regional Programme for Europe Support	IA	115,843.20
Technical Cooperation Support	IA	81,000.00
Regional Programme for Africa Support	AA	8,000.00
EU Horizon 2020 Support	IA	4,000.00

Legend: IA: Initial allocation, AA: Additional allocation