



# Overview of the post-2015 development agenda

**UNWTO Special Workshop on Tourism Statistics**  
*Nara, Japan, 20 – 21 November 2014*



**United Nations Statistics Division**

**Karoly Kovacs, Chief, Statistics of International Trade in Services Section**



# Outline

- **United Nations**
- **United Nations Millennium Summit**
- **United Nations – Implementation of the UN Millennium Declaration**
- **Millennium Development Goals (MDG)**
- **Rio+20**
- **“The future we want”**
- **“The future we want” – Sustainable development goals (SDG)**
- **The UN System Task Team**
- **The Open Working Group**
- **MSITS 2010 and the Compilers Guide for MSITS 2010**

# United Nations

The Organization works on a broad range of fundamental issues, from sustainable development, protection of the environment and refugees, disaster relief, counter terrorism, disarmament and non-proliferation, to promoting democracy, human rights, gender equality and the advancement of women, governance, economic and social development, international health, clearing landmines, expanding food production, and more, in order to achieve its goals and coordinate efforts for a safer world for this and future generations.

## The three pillars of the UN work are:

- **Peace and security**
- *Development*
- **Human rights**

# United Nations – Millennium Summit

At the Millennium Summit of the General Assembly in 2000, the heads of states supported to make the United Nations a more effective instrument for pursuing all of these priorities: the fight for development for all the peoples of the world; the fight against poverty, ignorance and disease; the fight against injustice; the fight against violence, terror and crime; and the fight against the degradation and destruction of our common home.

# United Nations – Millennium Summit

United Nations

A/RES/55/2



**General Assembly**

Distr.: General  
18 September 2000

Fifty-fifth session  
Agenda item 60 (b)

## **Resolution adopted by the General Assembly**

*[without reference to a Main Committee (A/55/L.2)]*

### **55/2. United Nations Millennium Declaration**

*The General Assembly*

*Adopts the following Declaration:*

#### **United Nations Millennium Declaration**

##### **I. Values and principles**

1. We, heads of State and Government, have gathered at United Nations Headquarters in New York from 6 to 8 September 2000, at the dawn of a new millennium, to reaffirm our faith in the Organization and its Charter as indispensable foundations of a more peaceful, prosperous and just world.
2. We recognize that, in addition to our separate responsibilities to our individual societies, we have a collective responsibility to uphold the principles of human dignity, equality and equity at the global level. As leaders we have a duty therefore to all the world's people, especially the most vulnerable and, in particular, the children of the world, to whom the future belongs.

United Nations

A/54/2000\*



**General Assembly**

Distr.: General  
27 March 2000

Original: English

Fifty-fourth session  
Agenda item 49 (b)

The Millennium Assembly of the United Nations

**We the peoples: the role of the United Nations  
in the twenty-first century**

**Report of the Secretary-General**

# Implementation of the UN Millennium Declaration

United Nations

A/56/326



**General Assembly**

Distr.: General  
6 September 2001

Original: English

---

**Fifty-sixth session**

Item 40 of the provisional agenda\*

**Follow-up to the outcome of the Millennium Summit**

## **Road map towards the implementation of the United Nations Millennium Declaration**

**Report of the Secretary-General**

# Millennium Development Goals (MDG)

The 8  
Millennium  
Development  
Goals

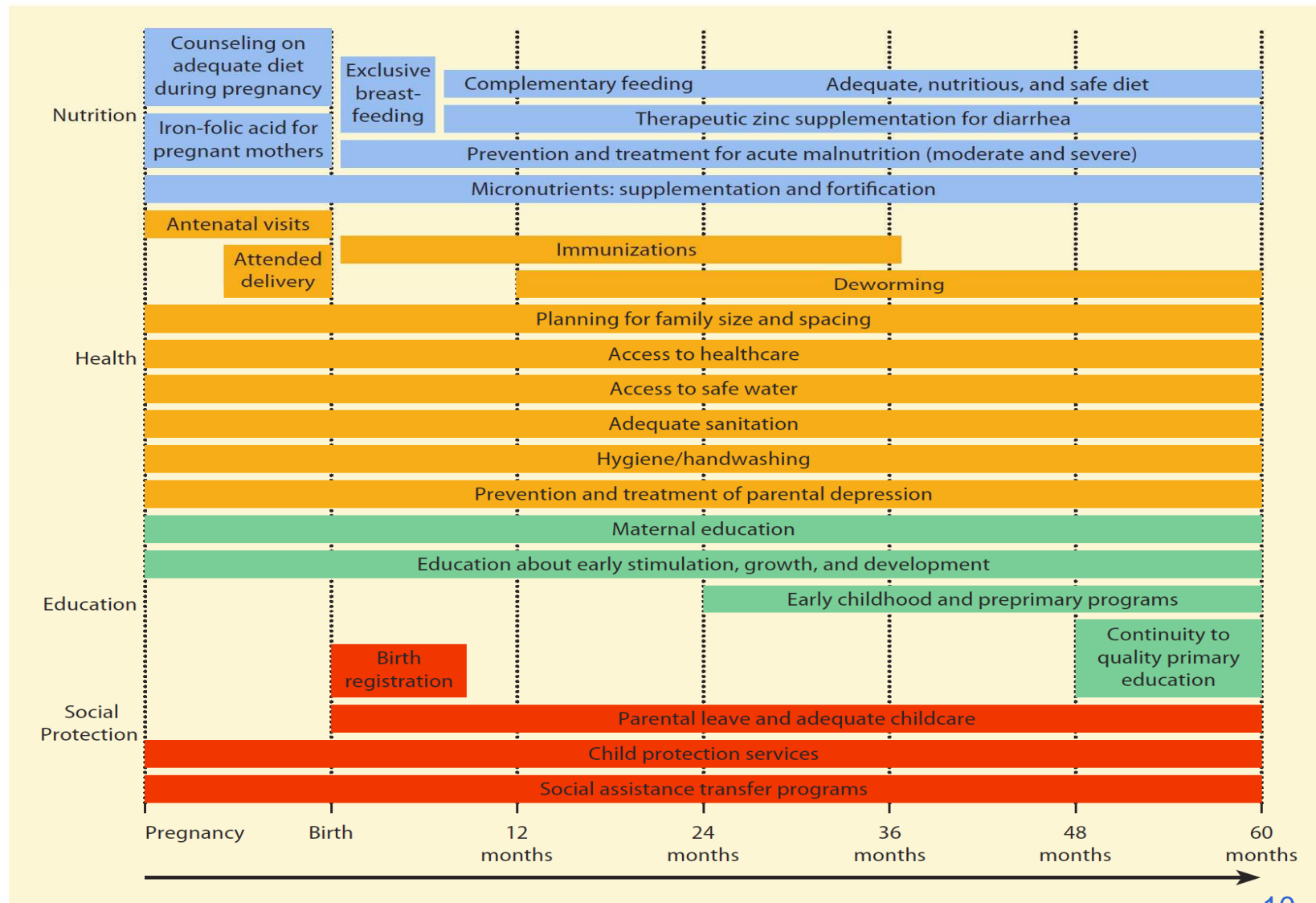




# Millennium Development Goals (MDG)

## National Policies

**FIGURE 4.4** 25 key interventions for young children and families



Source: Denboba and others 2014.

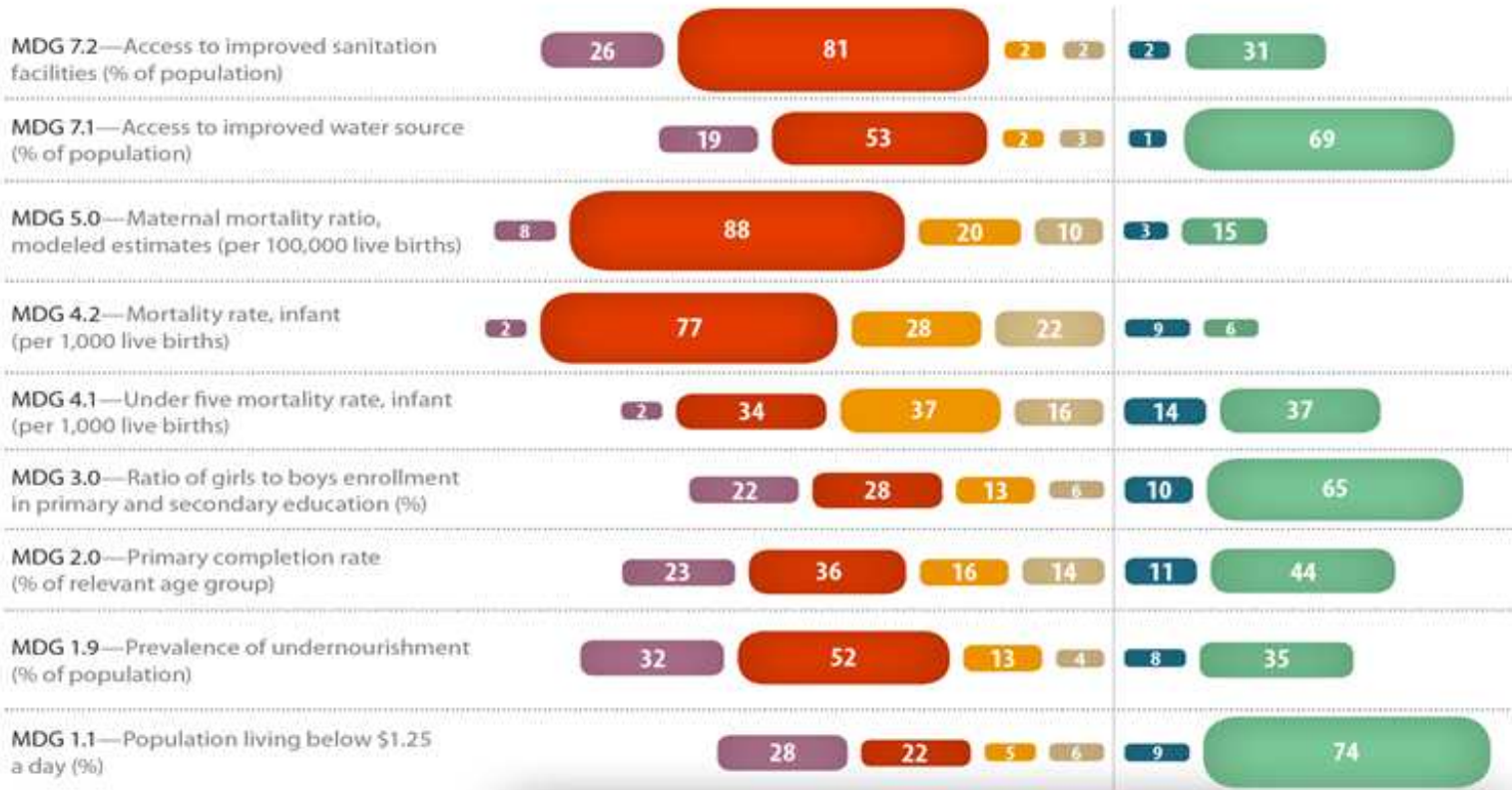
# Millennium Development Goals (MDG)

FIGURE 13

## Extent of progress toward achieving the MDGs, by number of countries

Progress toward achieving the MDGs by number of countries

■ Insufficient data ■ Seriously off target (2030) ■ Moderately off target (2020–2030) ■ Insufficient progress (2015–2020)  
 ■ Sufficient progress (<2015) ■ MDGs met



# Rio+20

The United Nations Conference on Sustainable Development - or **Rio+20** - took place in Rio de Janeiro, Brazil on 20-22 June 2012. It resulted in a focused political outcome document which contains clear and practical measures for implementing sustainable development.

It represented a global movement of change in which governments, the private sector and civil society all contribute to achieve global prosperity while protecting the environment.

# “The future we want”



## General Assembly

Distr.: General  
11 September 2012

Sixty-sixth session  
Agenda item 19

### Resolution adopted by the General Assembly on 27 July 2012

[without reference to a Main Committee (A/66/L.56)]

#### 66/288. The future we want

*The General Assembly,*

*Recalling* its resolution 64/236 of 24 December 2009, in which it decided to organize, in 2012, the United Nations Conference on Sustainable Development at the highest possible level, as well as its resolution 66/197 of 22 December 2011,

1. *Expresses its profound gratitude* to the Government and the people of Brazil for hosting the United Nations Conference on Sustainable Development in Rio de Janeiro from 20 to 22 June 2012, and for providing all the necessary support;

2. *Endorses* the outcome document of the United Nations Conference on Sustainable Development, entitled “The future we want”, annexed to the present resolution.

*123rd plenary meeting  
27 July 2012*

#### **Annex**

#### **The future we want**

##### **I. Our common vision**

1. We, the Heads of State and Government and high-level representatives, having met at Rio de Janeiro, Brazil, from 20 to 22 June 2012, with the full participation of

# “The future we want”

## **The Future We Want:**

### ***Common vision and overarching objectives***

- Poverty eradication, changing unsustainable and promoting sustainable patterns of consumption and production and protecting and managing the natural resource base of economic and social development are the overarching objectives of and essential requirements for sustainable development.
- Promote sustained, inclusive and equitable economic growth, social development, and environment protection
- Strengthen international cooperation

# “The future we want”

## **The Future We Want :**

### *Renewing political commitment*

- Reaffirm the Rio Principles and the past action plans.
- Reinvigorate political will and raise the level of commitment by the international community to move the sustainable development agenda forward, through the achievement of the internationally agreed development goals, including MDGs.
- Advance integration, implementation and coherence: assess the progress and the remaining gaps.
- Engage major groups and other stakeholders.

# “The future we want”

## **The Future We Want:**

### *Green economy in the context of SD and poverty eradication*

- Apply green economy policies as a useful tool in advancing sustainable development and ending poverty
- Recognize the importance of linking financing, technology, capacity-building and national needs for SD policies and green economy
- Recognize the need for broader measures of progress to complement GDP
- Request the United Nations Statistical commission, in consultation with relevant United Nations system entities and other relevant organizations, to launch a programme of work in this area building on existing initiatives.

# “The future we want”

## **The Future We Want:**

### *Institutional framework for sustainable development*

- Strengthen the role of the United Nations Environment Programme (UNEP)
- Establish a high-level political forum to address the three pillars of sustainable development in an integrated way



# “The Future We Want”: *Sustainable development goals (SDG)*

- Establish an inclusive and transparent intergovernmental process on SDGs.
- An open working group of 30 representatives shall be constituted no later than at the opening of the sixty-seventh session of the GA.
- The group will submit a report, to the sixty-eighth session of the Assembly, containing a proposal for SDGs for consideration and appropriate action.

# “The Future We Want”: *Framework for action*

## **It was agreed:**

- to accord the highest priority to poverty eradication and encourage initiatives to enhance social protection for all people
- To improve the health of women, men, youth and children, and to promote education for sustainable development
- to promote gender equality and the empowerment
- to support sustainable tourism and sustainable transport
- to strive for sustainable consumption and production,
- to ensure food security, clean water and sanitation, and affordable, and sustainable energy for all,
- to act on the conservation and sustainable use of marine biological diversity,
- to curtail marine pollution, overfishing and ocean acidification,
- to strengthen social protection floors and tackle global unemployment, especially youth unemployment,
- to build more lovable and sustainable cities and communities with decent housing and sustainable transport for all,
- to enhance support to small island developing States, the least developed countries and other countries in special situations

# UN System Task Team

The UN System Task Team was established by the UN Secretary-General in January 2012 to support system-wide preparations for the post-2015 development agenda. It brings together over 60 UN entities and agencies and international organizations and is jointly chaired by DESA and UNDP. The Task Team provides analytical inputs, expertise and outreach into the discussion on the post-2015 development agenda.

The Task Team presented its first report, *Realizing the Future We Want for All*, in June 2012

# UN System Task Team

The report lays out the Task Team's main recommendations for a development agenda beyond 2015. It calls for an integrated policy approach to ensure inclusive economic development, inclusive social development, peace and security and environmental sustainability within a development agenda that responds to the aspirations of all people for a world free of want and fear.

# UN System Task Team

To develop further analytical inputs, the UN Task Team formed several working groups on the global partnership for development, monitoring and indicators in the post-2015 era and financing for sustainable development. The Technical Support Team to provide support to the **Open Working Group** was also established under the umbrella of the UN Task Team.

# The Open Working Group

The **Open Working Group** was established on 22nd of January 2013 by decision 67/555 of the General Assembly.

Member States have decided to use an innovative, constituency-based system of representation that is new to limited membership bodies of the General Assembly. This means that most of the seats in the OWG are shared by several countries.

# The Open Working Group

The Open Working Group had 13 meetings and concluded with a document titled:

**FINAL COMPILATION OF AMENDMENTS TO GOALS AND TARGETS** at its final meeting between 14 – 18 July 2014.

# OWG: Proposed Sustainable Development Goals

## List of Proposed Sustainable Development Goals to be attained by 2030

1. End poverty everywhere
2. End hunger, improve nutrition and promote sustainable agriculture
3. Attain healthy lives for all
4. Provide quality education and life-long learning opportunities for all
5. Attain gender equality, empower women and girls everywhere
6. Ensure availability and sustainable use of water and sanitation for all
7. Ensure sustainable energy for all
8. Promote sustained, inclusive and sustainable economic growth, full and productive employment and decent work for all
9. Promote sustainable infrastructure and industrialization and foster innovation
10. Reduce inequality within and between countries
11. Make cities and human settlements inclusive, safe and sustainable
12. Promote sustainable consumption and production patterns
13. Tackle climate change and its impacts
14. Conserve and promote sustainable use of oceans, seas and marine resources
15. Protect and promote sustainable use of terrestrial ecosystems, halt desertification, land degradation and biodiversity loss
16. Achieve peaceful and inclusive societies, access to justice for all, and effective and capable institutions
17. Strengthen the means of implementation and the global partnership for sustainable development



# Goal 12. Promote sustainable consumption and production patterns

## **Proposed goal 12. Promote sustainable consumption and production patterns**

- 12.1 by 2030, all countries have integrated policies and measures to promote sustainable consumption and production patterns into national strategies and plans, as envisioned in the 10-Year Framework of Programmes on sustainable consumption and production (10YFP)
- 12.2 by 2030 reduce by half global food waste and production and post-harvest food losses and those along food supply chains
- 12.3 promote the sound management of chemicals and hazardous wastes in accordance with agreed international frameworks and by 2030 significantly reduce their release to air, water and soil
- 12.4 by 2030, substantially reduce all waste generation through prevention, reduction, recycling and reuse
- 12.5 increase the share of private sector actors incorporating sustainable development principles in their business practices, and by 2030 increase substantially the number of companies, especially large companies, that report on corporate social and environmental responsibility, including through integrated reporting
- 12.6 by 2030 substantially increase the share of public procurement that is sustainable


# Goal 12. Promote sustainable consumption and production patterns

- 12.a promote the transfer and dissemination to developing countries of environmentally sound technologies that improve energy and resource efficiency
- 12.b assist developing countries to strengthen their scientific and technological capacities to move towards more sustainable patterns of consumption and production
- 12.c by 2030 ensure that people everywhere have information and understanding needed to live sustainable lifestyles
- 12.d by 2030 develop and implement planning and monitoring tools for sustainable tourism which creates jobs, promotes local culture and products, and safeguards the world's cultural and natural heritage

# Structure of MSITS 2010

## Chapters of MSITS 2010

- **Summary**
- **Chapter I - General introduction and foundations of the Manual**
- **Chapter II - Conceptual framework for the development of statistics on international trade in services**
- **Chapter III - Services transactions between residents and non-residents**
- **Chapter IV - Foreign affiliates statistics and the international supply of services**
- **Chapter V - Trade in services statistics by mode of supply**





# MSITS 2010, Chapter III. Service transactions between residents and non-residents

## 4. Travel

3.115. The component of EBOPS 2010 differs from most internationally traded services in that it is transactor-based. Unlike most services in EBOPS, *travel* is not a specific product; rather, it encompasses a range of goods and services consumed by non-residents in the economy that they visit. *Travel* is defined as covering goods and services for own use or to be given away, acquired from an economy, by non-residents during visits to that economy. It covers stays of any length, provided that there is no change in residence.


3.116. *Travel* includes goods and services acquired by persons undertaking study or medical care while outside the territory of residence. It also includes acquisitions of goods and services by seasonal, border and other short-term workers in the economy of employment.<sup>9</sup>

3.117. The goods and services may be purchased by the persons concerned or by another party on their behalf; for example, business travel may be paid for or reimbursed by an employer; tuition and living costs of a student may be paid by a Government; and health costs may be paid or reimbursed by a Government or insurer. Goods and services supplied by the producer without charge are also included, for example, tuition and board provided by a university.

3.118. The most common goods and services entered under *travel* are accommodation, food, beverages and transport purchased within the economy visited (all of which are consumed in the supplying economy). Gifts, souvenirs and other articles that are purchased for own use and that may be taken out of the economies visited are also included.

3.119. In line with the accrual principle, goods and services acquired during the visit, but paid for earlier or later, are included in *travel*. Goods and services may be acquired by being paid for by the person going abroad, paid for on his or her behalf, provided without a quid pro quo (for example, free room and board received: in such a case, there is also a corresponding transfer) or produced on own account (as in some cases of ownership of real estate and time-share accommodation).

- 9 These acquisitions are not considered tourism expenditure; hence, showing them separately allows travel data recorded in the EBOPS 2010 to be reconciled with tourism statistics.



# MSITS 2010, Chapter III. Service transactions between residents and non-residents

Box III.5


## Relationship between travel and tourism

*Travel*, as defined in *MSITS 2010*, is synonymous with the term *travel* used in BPM6. It is also related to the term *tourism* used in *International Recommendations for Tourism Statistics 2008* (IRTS 2008) (as well as in *Tourism Satellite Account: Recommended Methodological Framework 2008*). However, although EBOPS 2010 proposes an alternative breakdown of *travel* by product which allows a closer link with IRTS 2008 and tourism satellite accounts, there are a number of differences in terms of the coverage between balance of payments definitions, on the one hand, and tourism statistics recommendations, on the other.

IRTS 2008 uses the concept of “usual environment” as an additional criterion besides “residence”. The concept is designed to exclude from tourism statistics persons who travel regularly between their place of usual residence and place of work (for example, border or seasonal workers), who study (individuals studying abroad for more than one year), or who visit other places as part of the regular life routine, although these places may be in a different economic territory. There are also some additional differences in terms of the coverage of expenditure between travel and tourism expenditure. Some of the main differences are that:

- *Travel* includes estimated values of products (such as accommodation) that may be provided free of charge. It includes the acquisitions of goods and services by border, seasonal and other short-term workers (that is, persons in an employer-employee relationship with a unit resident in the economy visited). It also includes acquisitions of students and medical patients (as well as their accompanying dependants) away from their country of residence for a period of one year or more. Tourism, as defined, excludes these items.
- *Travel* excludes purchases of valuables and consumer durables above a customs threshold (tourism includes all such purchases irrespective of the threshold). *Travel* also excludes expenditure on international passenger transportation (included in EBOPS 2010 under *passenger transport*) which, except in the case of border, seasonal and other short-term workers, is included by tourism.

To highlight the link between balance of payments and tourism statistics *MSITS 2010* includes a supplementary item, *Tourism-related services in travel and passenger transport* (see para. 3.131). Annex V also provides more guidance on the differences between the conceptual framework of *MSITS 2010* and tourism statistics-related recommendations.



# Compilers Guide for MSITS 2010

The UN Expert Group was established in late 2012 and started drafting the manual involving countries and organizations. The draft was presented at the UN Statistical Commission in 2014 and is being finalized for printing.

**Compilers Guide for the Manual  
on Statistics of International  
Trade in Services 2010**

---

*UNEDITED DRAFT VERSION*

*New York  
February 2014*

<http://unstats.un.org/unsd/statcom/doc14/BG-MSITS2010.pdf>



# Description of the parts CG MSITS 2010

## Comparison of data sources: Travel item

	Enterprise and Establishment Surveys	Surveys on Persons and Households	ITRS	Administrative Records	Other Data Sources
C	<p>&lt;Export&gt; (++) cover major resident suppliers, e.g. travel agencies, hotels, hospitals, education facilities</p> <p>&lt;Imports&gt; (-) do not cover non-resident suppliers</p>	<p>&lt;Export&gt; (++) border surveys capture expenditures by non-residents</p> <p>&lt;Imports&gt; (+) border or household surveys capture expenditures by residents</p>	<p>&lt;Im/Export&gt; (++) cover settlements by resident and non-resident travel agencies</p> <p>(+) capture large amount of expenditure by travellers</p> <p>(+) data of foreign exchange companies cover most foreign exchange transactions by individuals</p> <p>(-) does not capture travel arrangements through internet</p> <p>(-) does not cover settlements under thresholds</p>	<p>&lt;Im/Export&gt; Registration of immigration office can be used for identifying number of travellers</p> <p>(-) possibility of abrupt suppression of sources</p>	<p>&lt;Import&gt; (+) cover most credit/debit card payments</p> <p>(+) mobil phone records can be used for identifying number of travellers</p>
A	(+) high	<p>(-) possibly depend on unrepresentative samples</p> <p>(-) travellers may not identify cost components of package tours</p>	<p>(-) payments and services may not be in the same period</p> <p>(-) foreign exchange data do not represent entire expenditure and can include non-travel payments</p>	(-) such data may not identify travellers correctly	(-) credit/debit card data can include non-travel payments
T	(-) lag of more than one month, quarterly	(-) lag of more than one month, quarterly or annually	(+) lag of a few days, monthly	(+) lag of a few weeks, monthly	(+) lag of a few weeks, monthly
R	(+) can incorporate expenditure by products partially	(++) can incorporate detailed questions, e.g. expenditure by products	(-) cannot be designed easily so that travel expenditures are correctly collected and detailed data by expenditure are collected	(-) cannot be designed easily so that travellers are correctly identified	(+) if non-travel amounts can be excluded
B	<p>&lt;Report&gt; (-) high</p> <p>&lt;Process&gt; (-) high in case of the difficulty of grossing up</p>	<p>&lt;Report&gt; (-) high for high-response-rate household surveys</p> <p>&lt;Process&gt; (-) high for border surveys in operation costs</p> <p>(-) high if grossing up survey results is difficult</p>	<p>&lt;Report&gt; (-) high especially for banks reporting on behalf of transactors</p> <p>&lt;Process&gt; (+) low once implemented</p>	<p>&lt;Report&gt; (++) low if no additional work</p> <p>&lt;Process&gt; (+) high in terms of coordination</p>	<p>&lt;Report&gt; (+) low if no additional work</p> <p>&lt;Process&gt; (+) high in terms of coordination</p>