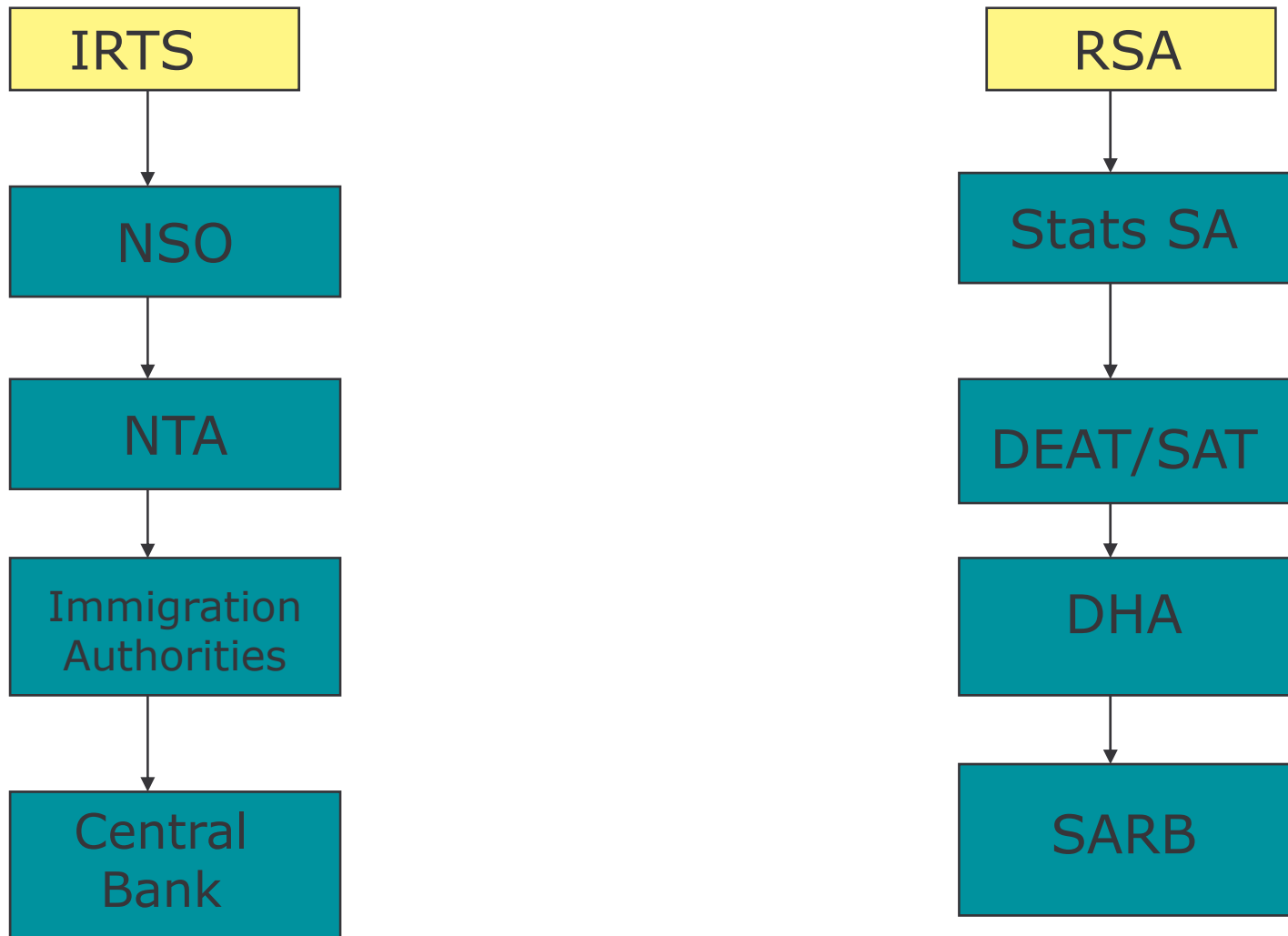

Tourism Statistics in South Africa – Who is doing what?

UNWTO Capacity Building Programme

9 June 2008

- **Who?**
- **How?**
- **Roles and responsibilities**
- **Current tourism stats available**

Which organisations is involved in collecting Tourism Stats?





Compilers of tourism statistics



Do each organisation just go off in their own direction as far as the collection of

NO! Working relationship through the TSA working group. Co-ordination and ensure highest possible quality of the data..

Statistics South Africa
South Africa
South Africa
Department
Department
Department of Home Affairs (DHA)
South African Revenue Services (SARS)

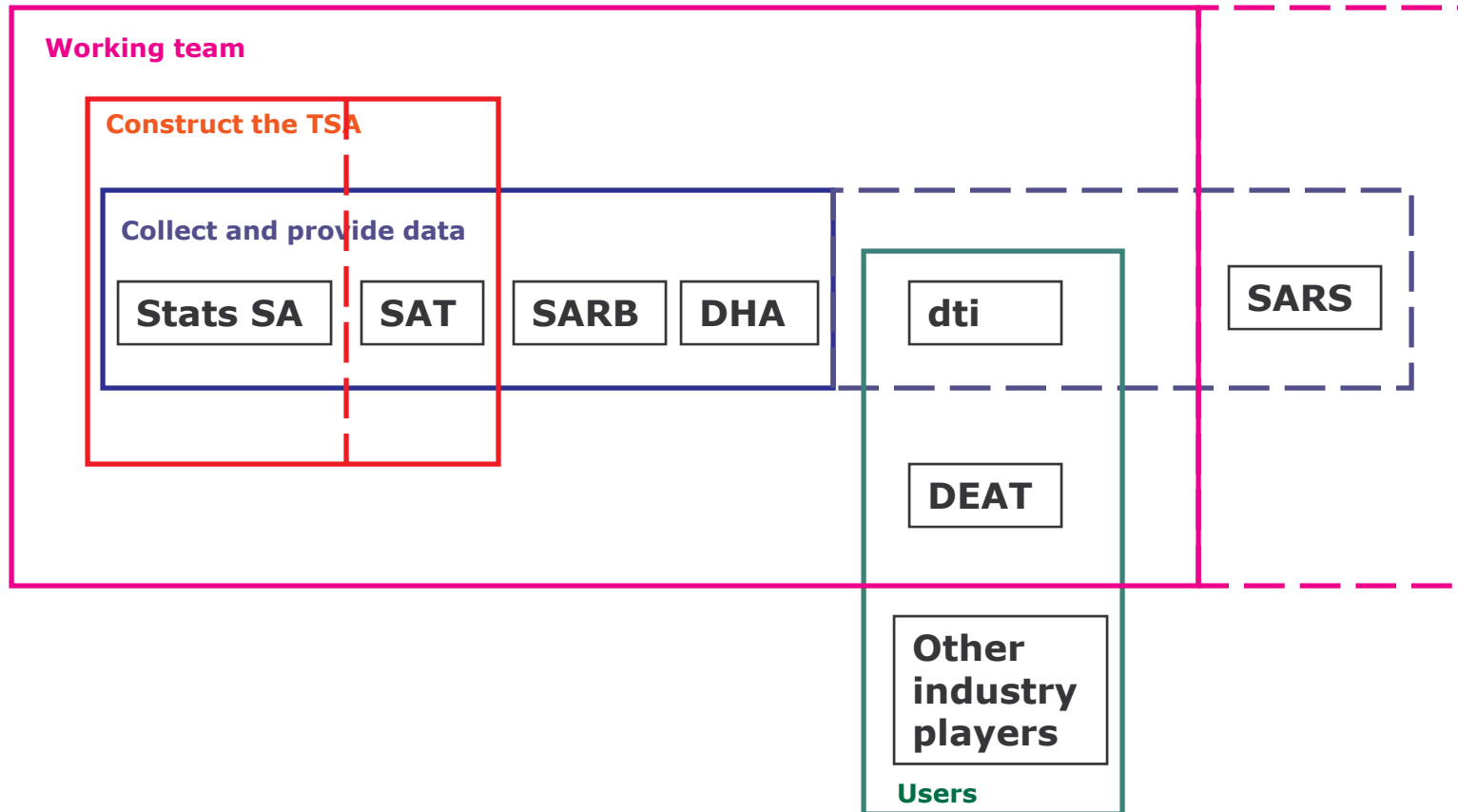
Meet once a quarter (4 times per year). Different roles and responsibilities (mandates)

(DEAT)

SARS must still be represented



Roles and responsibilities



Stats SA





Vision

To be the preferred supplier of quality statistics






Mission

Provide a relevant and accurate body of statistics to inform users on the dynamics in the economy and society through the application of internationally acclaimed practices

Stats SA – What tourism stats is currently provided?

Survey/Admin data	Frequency
Arrivals and departure statistics 	Monthly and Annually
General household survey 	Annually
Income and Expenditure Survey 	Every 5 years
Survey of tourist accommodation 	Monthly

Stats SA – What tourism stats is currently provided?

Survey/Admin data		Frequency
Survey of food and beverages		Monthly
Economic Activity Survey		Annually
LSS on personal services		Periodically
LSS on business and real estate services		Periodically
LSS on the transport services		Periodically

Stats SA – What tourism stats is currently provided?

SUPPLY AND USE TABLES!

Confrontation between demand
and supply data

Stats SA – What tourism stats is currently provided?

SUPPLY AND USE TABLES!


- Both annual and periodical
- Annual 95 industries * 27 products and services
- Periodical 95 industries * 94 products and services
- Moving towards CPC classification for goods and services



More
detail

Stats SA – What tourism stats is currently provided?

Tourism specific household survey (NEW)



SAT

Vision



For SA to be the preferred tourist destination in the world, in order to maximise the economic potential of tourism for the country and its people

Mission

To develop and implement a world-class international tourism marketing strategy for SA. In pursuance of this, SAT will:

- Facilitate the strategic alignment of the provinces and industry in support of the global marketing of SA;
- Remove all obstacles to tourism growth;
- Build a tourist-friendly nation; and
- Ensure that tourism benefits all South Africans.

SAT – What tourism stats is currently provided?

Survey/Admin data	Frequency
Departure Survey 	Monthly
Domestic Survey 	Monthly

SARB – research department

Vision

We are a dynamic department providing authoritative economic information and research

Mission

The Research Department is the statistics and economic department of SARB and subscribes to the mission of the Bank, that is to create and maintain price stability

Its primary purpose is to:
Support economic policy formulation by providing accurate economic information and well-considered research and recommendations

SARB – What tourism stats is currently provided?

Survey/Admin data	Frequency
BoP (Services, income and transfers) ← demand	Monthly

Both for inbound and outbound tourism (travel item)

DHA

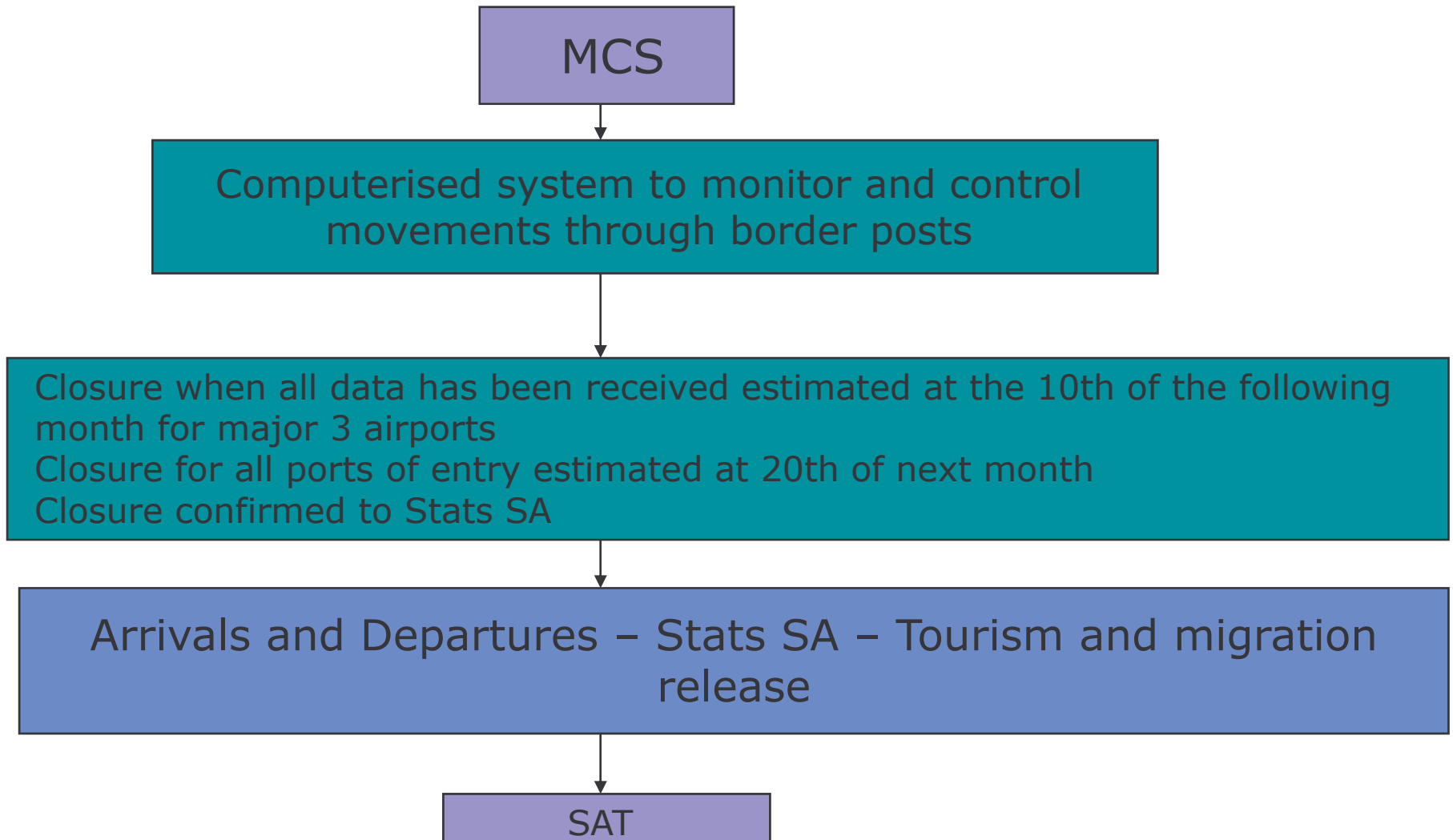
Vision

Rendering a world class service

Mission

To commit itself -as required by stipulated mandates – to determine and confirm status of persons by providing enabling documents in the interest of promoting and protecting the national integrity

DHA



NB! NB ! NB! NB! NB! NB! NB!

Inter – Institutional Cooperation

Avoid duplication of data with the scarce resources that you have!! Work together to ensure the best quality data possible..