



## UNWTO STATISTICS CAPACITY BUILDING PROGRAMME

November 18-20, 2009 Vienna

STUDIES ON TSA IN TURKEY



## Current Situation in TSA

Responsible institution for compiling TSA is  
TURKSTAT.

Besides TURKSTAT, Ministry of Culture and  
Tourism and Central Bank is involved.





TSA is included in Turkish Statistical Programme.

According to TSP, TSA will be compiled annually.

First estimations will be released in 2011.



Turkish TSA is going to be implemented with a step by step approach.

Priority is given to the core tables of TSA (tables 1 to 6).

Second step is the accomplishment of table 7 (employment table) and table 8 (gross fixed capital formation).





Turkish National Accounts follows the recommendations of *European System of Accounts (ESA 95)*.

The most recent SUT available is for the year 2002.



**The set of tables produced within the SUT framework are the following:**

- Supply table at basic and purchasers' prices.
- Use table at basic and purchasers' prices.
- Margins (trade and transportation margins)
- Net taxes on products
- Import matrix
- Symmetric table







## Data sources for TSA tables (1 to 6):

**Table 1** – *Inbound Tourism consumption by products and categories of visitors*

**Data sources:** *Inbound Survey, Accommodation Statistics, Border Statistics, Balance of Payments*



**Table 2** – *Domestic Tourism consumption by products and categories of visitors*

**Data sources:** *Domestic and Outbound Tourism Survey, Accommodation Statistics*



**Table 3** – *Outbound tourism consumption by products and categories of visitors*

**Data sources:** *Domestic and Outbound Tourism survey*




**Table 4–** *Internal tourism consumption by products and types of tourism*

**Data sources:** *Compilation of Table 1 and Table 2*



**Table 5 –** *Production accounts of tourism industries and other industries*

**Data sources:** *National Accounts Data (Supply and use tables)*



**Table 6 –** *Domestic supply and internal tourism consumption by products*

**Data sources:** *National Accounts Data (Supply and use tables)*



THANK YOU  
FOR YOUR ATTENTION!

QUESTIONS ARE WELCOME!