



**Linking and liaising with Balance of Payments compilation
in measuring inbound and outbound tourism**

The National Bank of Kazakhstan

Daniyar Seisebayev

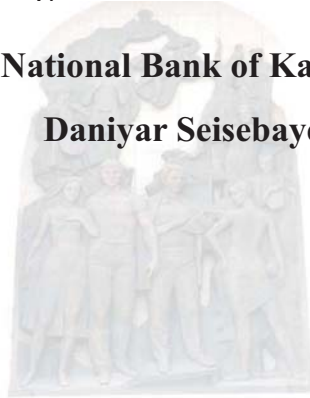


Table of contents:

- Detailed estimation of the travel item in services of Kazakhstan's Balance of Payments
- Activities to improve consistency and data exchange between BOP and tourism statistics

Detailed estimation of the travel item in services of Kazakhstan's Balance of Payments

Travel item

Debit (+) import

goods and services for own use
or to give away
acquired from other economies by
residents during visits to these other
economies

Credit (-) export

goods and services for own use
or to give away
acquired from other economies by
nonresidents during visits to that
economy

TRAVEL

➤BUSINESS

covers goods and services acquired for personal use by persons whose primary purpose of travel is for Business

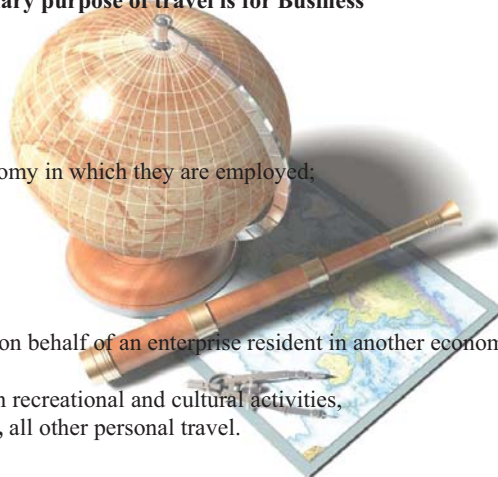
- carrier crews stopping off or laying over;
- government employees on official travel;
- employees of international organizations on official business;
- employees traveling on behalf of their employer;
- self-employed nonresidents traveling for business purposes;
- seasonal, border, other short-term workers who are not the resident in the economy in which they are employed;

The business activities may include:

- production or installation work;
- sales campaigns;
- market exploration;
- commercial negotiations;
- missions, conference, conventions, other meetings, or other business purposes on behalf of an enterprise resident in another economy.

➤PERSONAL

covers goods and services acquired by persons for: vacations, participation in recreational and cultural activities, visits with friends and relations, pilgrimage, education, health related purposes, all other personal travel.



Travel covers primarily the goods and services acquired from an economy by travelers during visits of less than one year to that economy

EXCLUDED FROM TRAVEL SERVICES:

- goods purchased by a traveler for resale in the traveler's own economy or in any other economy;
- transportation of travelers within the economies that they are visiting which provided by carriers, not resident in the particular economy being visited;
- international carriage of travelers both of which are covered in Passenger services under Transportation;

INCLUDED IN TRAVEL SERVICES:

- goods or services acquired by persons undertaking study or medical care while outside their territory of residence;
- acquisition of goods and services by border, seasonal, other short-term cross-border workers in the economy of employment;
- in line with the accrual principle, goods and services acquired during the visit but paid for earlier or later;
- if the agent is a resident of the same economy as the customer, then the margin or commission is a resident to resident transaction, and the net amount payable to service providers resident in other economies (after the margin or commission receivable by the agent is deducted);
- fares for cruises provided by operators resident in economies other than that of the passenger (not in transport's passenger services);

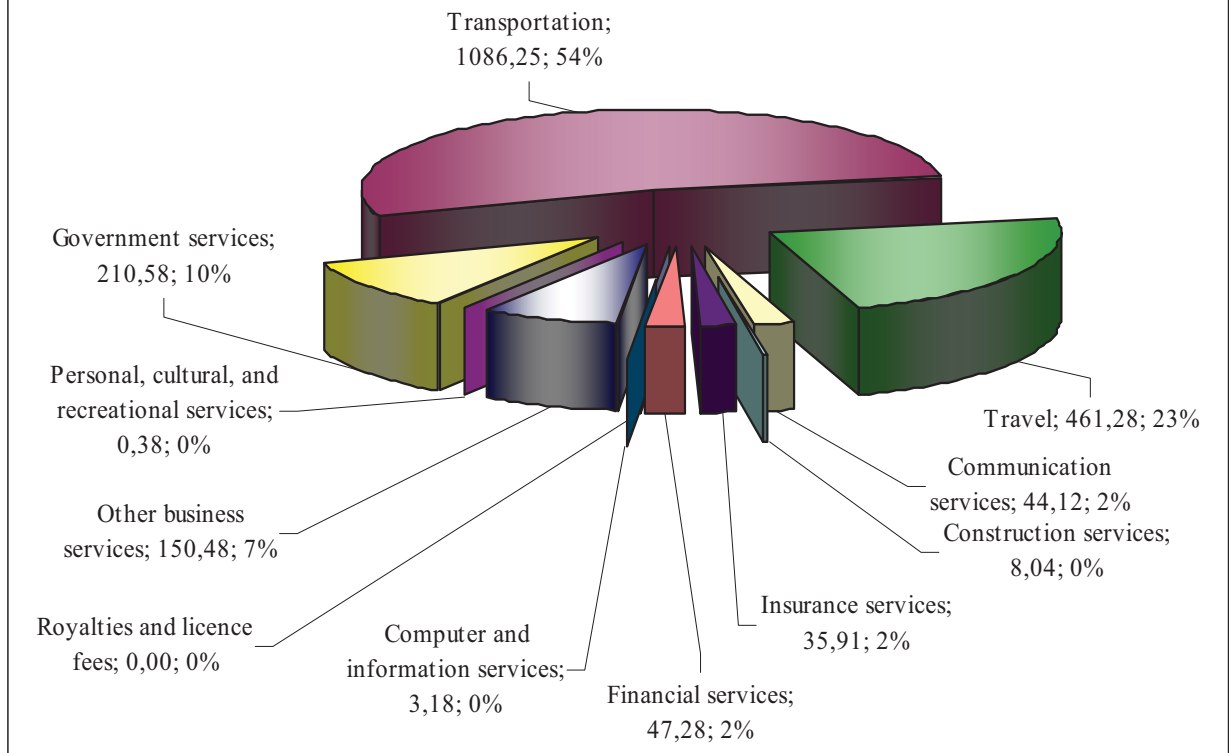
The main sources for formation of travel item

- initial information in terms of inbound and outbound tourism by citizenship, purposes and destination of trips the data of the border authority of Kazakhstan's NSC and Federal border authority of Russian Federation;
- surveys of visitors with the help of the custom authority are considered quantities of the shipments of goods by travelers through custom border;
- with the help of the bank records direction of remittances are identified;
- to calculate food and living expenses in business travels, the rates of travel allowances are taken into consideration which it's confirmed by government's resolution;
- in determination of tourist trip's average costs information from Statistic Agency are used;

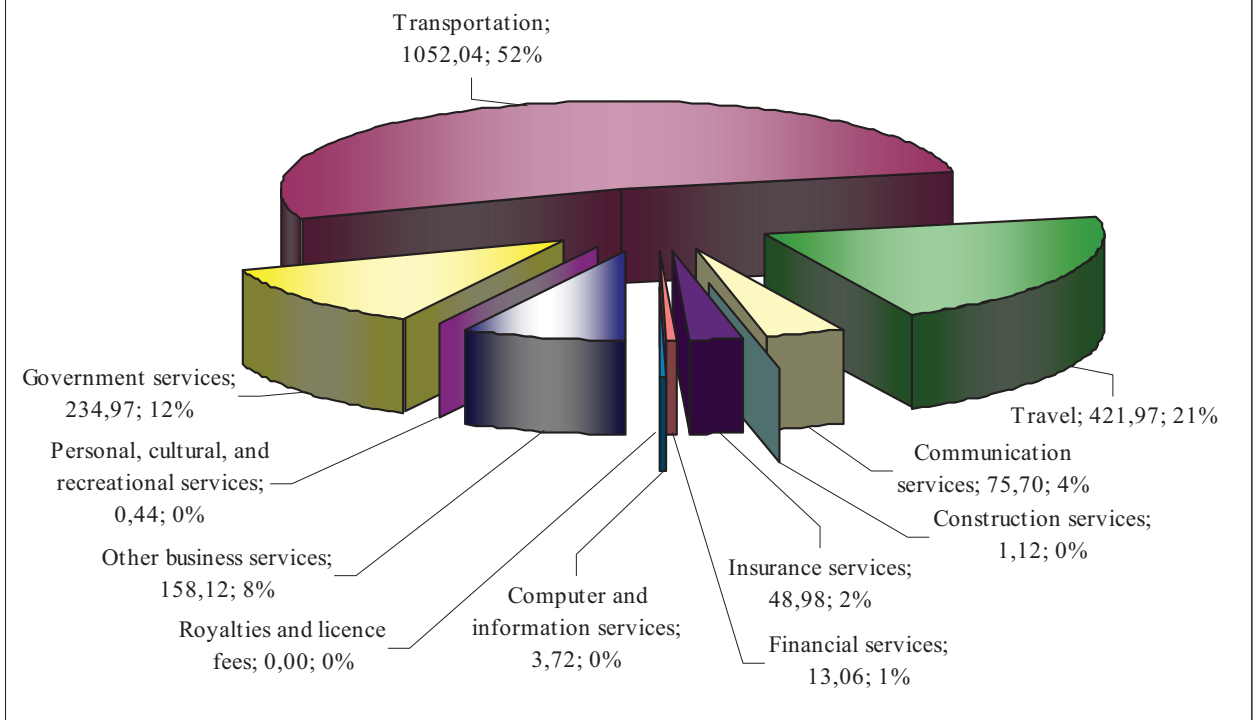
Export and import structure by main types of services for 1 half-year 2008-2009 years.

	1 half-year of 2008	1 half-year of 2009 <i>million. USD dollars</i>		
		Total	1 quarter	2 quarter
Balance of international services, total	-3219,78	-2509,90	-1083,99	-1425,91
Export of services	2047,51	2010,10	968,41	1041,69
Transportation	1086,25	1052,04	530,58	521,47
Travel	461,28	421,97	181,32	240,65
Communication services	44,12	75,70	23,42	52,27
Construction services	8,04	1,12	0,67	0,45
Insurance services	35,91	48,98	9,49	39,48
Financial services	47,28	13,06	6,65	6,41
Computer and information services	3,18	3,72	1,20	2,52
Royalties and license fees	0,00	0,00	0,00	0,00
Other business services	150,48	158,12	77,60	80,52
Personal, cultural, and recreational services	0,38	0,44	0,26	0,17
Government services	210,58	234,97	137,23	97,74
Import of services	-5267,28	-4520,01	-2052,40	-2467,60
Transportation	-1093,50	-853,92	-377,68	-476,24
Travel	-450,90	-460,49	-195,52	-264,97
Communication services	-53,20	-55,94	-26,84	-29,10
Construction services	-1660,18	-1076,13	-446,29	-629,84
Insurance services	-145,17	-146,11	-56,72	-89,39
Financial services	-112,28	-101,00	-75,52	-25,49
Computer and information services	-43,11	-49,48	-20,41	-29,06
Royalties and license fees	-38,14	-34,40	-15,37	-19,04
Other business services	-1585,55	-1679,11	-815,75	-863,36
Personal, cultural, and recreational services	-12,16	-12,74	-6,56	-6,17
Government services	-73,08	-50,69	-15,75	-34,95

Export of services for the 1 half year of 2008 year



Export of services for the 1 half year of 2009 year

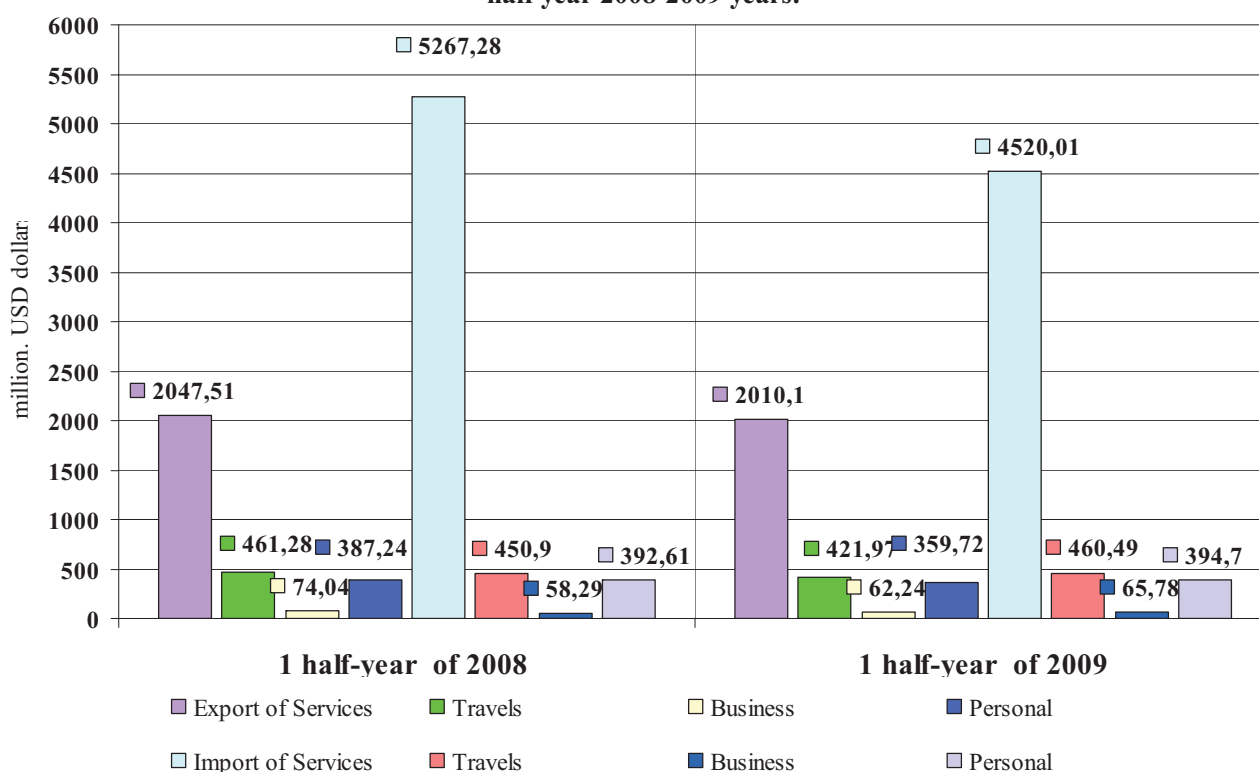


Consolidated balance of international services under the extended classification for half year 2008-2009 years.

million. USD dollars

	1 half-year of 2008	1 half-year of 2009		
		Total	1 quarter	2 quarter
Export of Services	2047,51	2010,10	968,41	1041,69
Travels	461,28	421,97	181,32	240,65
Business	74,04	62,24	27,58	34,67
Personal	387,24	359,72	153,74	205,98
- education, health-care	2,51	1,18	0,60	0,58
- other	384,73	358,54	153,14	205,40
Import of Services	-5267,28	-4520,01	-2052,40	-2467,60
Travels	-450,90	-460,49	-195,52	-264,97
Business	-58,29	-65,78	-21,75	-44,03
Personal	-392,61	-394,70	-173,76	-220,94
- education, health-care	-13,08	-15,69	-6,79	-8,89
- other	-379,53	-379,02	-166,97	-212,04

Consolidated balance of international services under the extended classification for half year 2008-2009 years.



Export and import of services connected with travels by main countries

million. USD dollars

	Export (expenses of nonresidents in Kazakhstan)		Import (expenses of residents abroad)	
	<i>1 half year of 2008</i>	<i>1 half year of 2009</i>	<i>1 half year of 2008</i>	<i>1 half year of 2009</i>
Total	461,28	421,97	450,90	460,49
Countries CIS	339,47	316,80	280,97	323,04
Russian Federation	170,38	175,11	208,58	199,13
Kyrgyzstan	55,58	50,04	46,10	47,88
Uzbekistan	100,11	76,62	20,78	58,26
other	13,40	15,03	5,51	17,77
The rest of countries	121,81	105,17	169,93	137,45
China	29,19	25,86	53,81	32,91
Turkey	18,68	12,85	36,19	17,77
Germany	18,02	14,68	12,05	14,94
other	55,92	51,78	67,88	71,83

Activities to improve consistency and data exchange between BOP and tourism statistics

We have signed an agreement between Statistic Agency and National Bank of Kazakhstan with the purpose of information exchange for further mutual cooperation.

According to this agreement we will receive the following attachments shown below:

Data on tourist and travel services

- “Data on fulfilled volume of works and services by travel agencies” (quarterly)
- “Data on served tourists by countries” (quarterly)
- “Data on allocations of visitors in terms of staying durations” (quarterly)
- “Data on purposes of travel visits of the visitors” (quarterly)
- “The results of inspection concerning the expenses of domestic households going abroad” (quarterly)

Data on tourist and travel services

**Data on fulfilled volume of works and services by travel agencies
for ____ quarter ____ year**

Table 1

Name of country	Number of tourists, persons	from them one-day visitors	Volume of fulfilled works and services, thousand tenge			
			Visa services	Excursion services	Hotel reservation	Other
Outbound tourism						
Including by countries						
Inbound tourism						
Including by countries						

**Data on served tourists by countries
for ____ quarter ____ year**

Table 2

Name of country	Number of tourists, persons	from them one-day visitors	Duration of stay by days	Total quantity of having sold tourist vouchers	Costs of having sold tourist vouchers, thousand tenge
Outbound tourism					
Including by countries					
Inbound tourism					
Including by countries					

**The results of inspection concerning the expenses of domestic households going abroad
for ____quarter ____year**

	Number of people going abroad	Duration of travel	Amount of money spent for travel, tenge	Including				
				hotel placement expenses	food expenses	expenses on entertainment, visiting cultural, sport places	expenses on purchase of the goods	other expenses
Total								
Including by regions								



Thank you very much!

