

Tourist satellite account for Poland for the years 2005 – simplified version

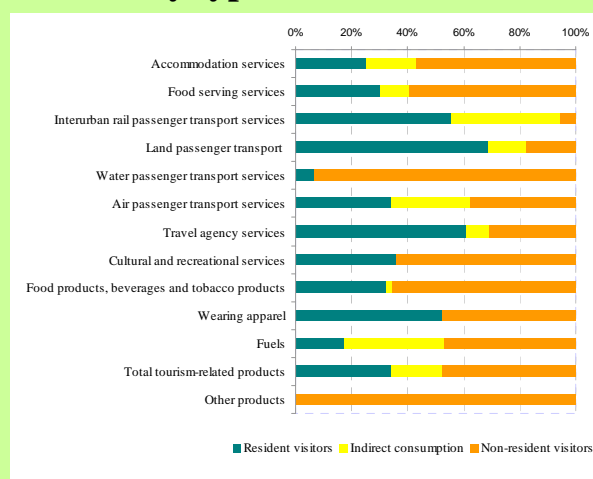
Department of Tourism
Ministry of Sport and Tourism of Poland

- In 2005 tourism consumption within the economic territory of Poland was determined at PLN 37,186,104,000, of which 48% represented resident expenditure.
- The structure of tourism consumption indicates domination of expenditure on tourism characteristic products (59.9%), whereas tourism connected products and others accounted for 40.1% of total tourism consumption.

Expenditures by non-residents

- Total expenditure by non-resident visitors in 2005, in Poland or abroad but for the benefit of Polish business entities, was estimated at **PLN 19,276,443,000**. Overall tourism consumption by non-resident visitors consists of purchases of tourism characteristic products (51.9%) and tourism connected products and other goods and services (48.1%).

Consumption of tourism products by type of travel in 2005



Source: Institute of Tourism.

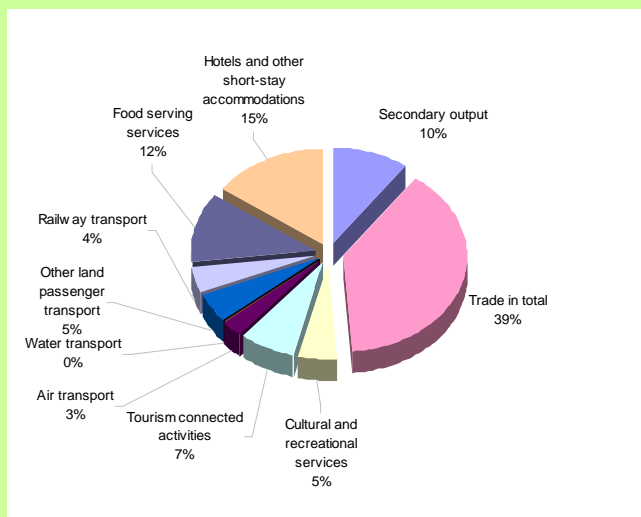
Tourism global production, value added and tourism contribution to GDP

- In 2005, the value of primary global output in tourism characteristic activities amounted to **PLN 57,065,636,000**, while the total of tourism activities generated **PLN 137,466,123,000**.
- Both values, respectively, accounted for **2.9%** and **7%** of Poland's total GDP.

Value added of tourism

- In 2005, the total value of tourism value added generated by tourism characteristic activities was **PLN 50,938,062,000**, which accounted for **5.9%** of value added generated in the economy as a whole. This figure, when compared with global production value, indicates that tourism characteristic activities are capable of generating more than average of value added in the country's economy.

Tourism value added in 2005 by type of activity



Contribution of tourism industry to GDP in 2005

- The determination of **GDP generated by tourism** involves adding the value of net indirect taxes on tourism products, i.e. the value of taxes on imports, VAT and excise tax less subsidies on tourism products, to tourism value added. Defined as above, tourism GDP was **PLN 23,188 million** accounting for **2.36%** of GDP generated in Poland in 2005.
- On the basis of the assumptions adopted for the simplified methodology of the TSA, an alternative estimate of tourism GDP was prepared. Tourism GDP is calculated with the use of methodology based on production data.

Tourism employment

-In 2005, the number of persons employed in tourism characteristic activities (TCA) was a bit higher than **607,000**. Thus, in 2005 TCA employment accounted for ca. **5%** of total labour force in the economy. However, actual employment related to tourist traffic, estimated on the basis of the TVA ratio, appeared to be much lower – only slightly more than **146,000**.
- Owners, co-owners and unpaid family labour (self-employed persons) accounted for 17% of the total actual employment. Independently created jobs were mainly generated by micro-enterprises (employing less than 9 persons) that hired 33% of all employees in 2005.

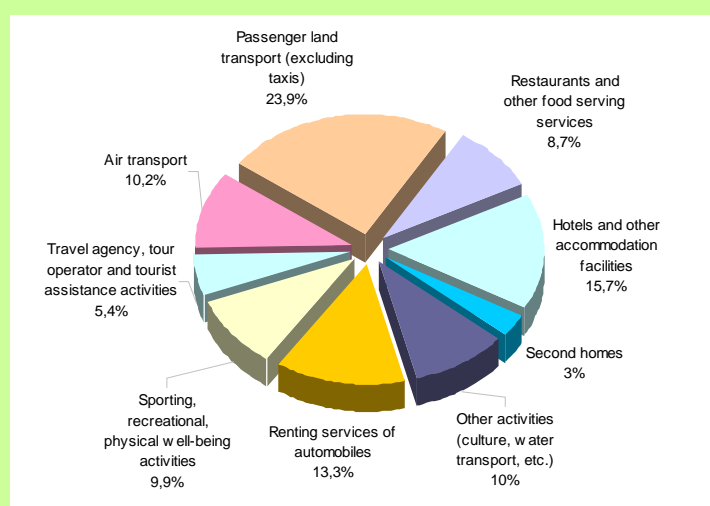
The largest number of men found jobs in **catering industry**, especially in bars, which employed 28% of all **self-employed** males working in TCA, and **restaurants** (26%). Less self-employed male workers found jobs in hotels and other accommodation facilities: 10% and 15% respectively. These figures demonstrate that both **female and male self-employed** persons working in tourist industry dominated in such sectors as catering and accommodation services, although in those types of activities women outnumbered men.

Capital formation in TSA

- In 2005, fixed capital formation, i.e. expenditure on buildings and structures, means of transport and other fixed assets including land improvement expenditure, in tourism characteristic activities amounted to **PLN 4.5 billion**, accounting for **3.4%** of fixed capital formation in Poland's economy.

- In 2005, 1,012 facilities were put into operation, their total capacity amounting to 1,451,000 cubic meters, including 297 hotels. In the same year, construction and installation output in hotels and other tourism accommodation facilities completed by contractors amounted to PLN 425,100,000, higher by 54,1% compared to 2004.

Fixed capital formation in tourism characteristic activities by type of activity in 2005



Thank you for your attention

Department of Tourism
Ministry of Sport and Tourism of Poland
ul. Senatorska 14
00-921 Warszawa
www.msport.gov.pl