





Main Producers of Tourism Statistics

- Department of Tourism & Resorts
- Department of Statistics
- National Bank of Georgia
- Border Police of Georgia

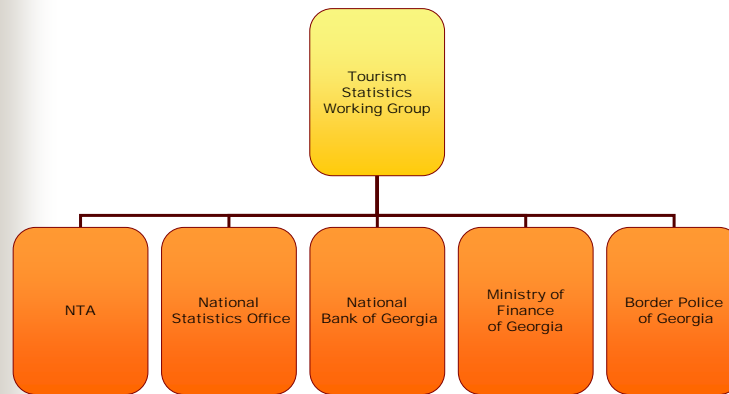


Periodically Updated Datas

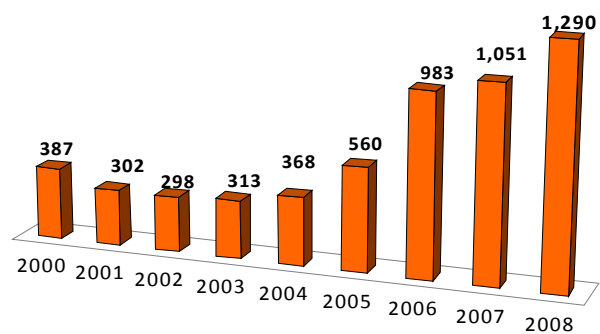
- Arrivals of International Travelers
- Accommodation Facilities
- Economic Value Added
- Tourist Expenditures
- Investments
- Labour Statistics
- Tourism Exports



TSA Development



International Travelers in Georgia



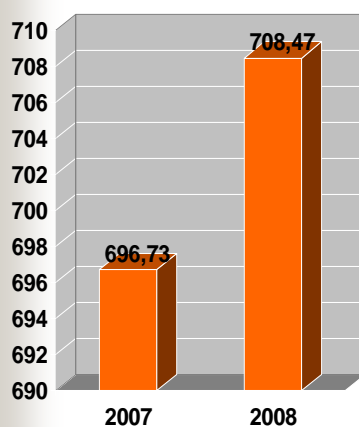


Travel Expenditures in Georgia Survey of Non-Resident Travelers in May 2008

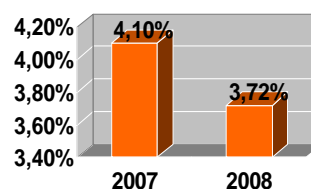
Expenditure type	Average expenditure	Average daily expenditure
Tour or travel package	995.0	62.2
Lodging	738.5	46.2
Served food or beverages	328.8	20.6
Rental of motor vehicles or other transport equipment	163.8	10.2
Cultural Services	251.8	15.7
Sports and recreational services	115.8	7.2
Travel agent and other reservation services	213.3	13.3
Road public passenger transport	63.3	4.0
Railway passenger transport	143.5	9.0
Air passenger transport	703.8	44.0
Water passenger transport	232.5	14.5
Other important goods for visitors in Georgia	151.9	9.5
Other important services for visitors in Georgia	142.5	8.9
Other expenditure	325.3	20.3

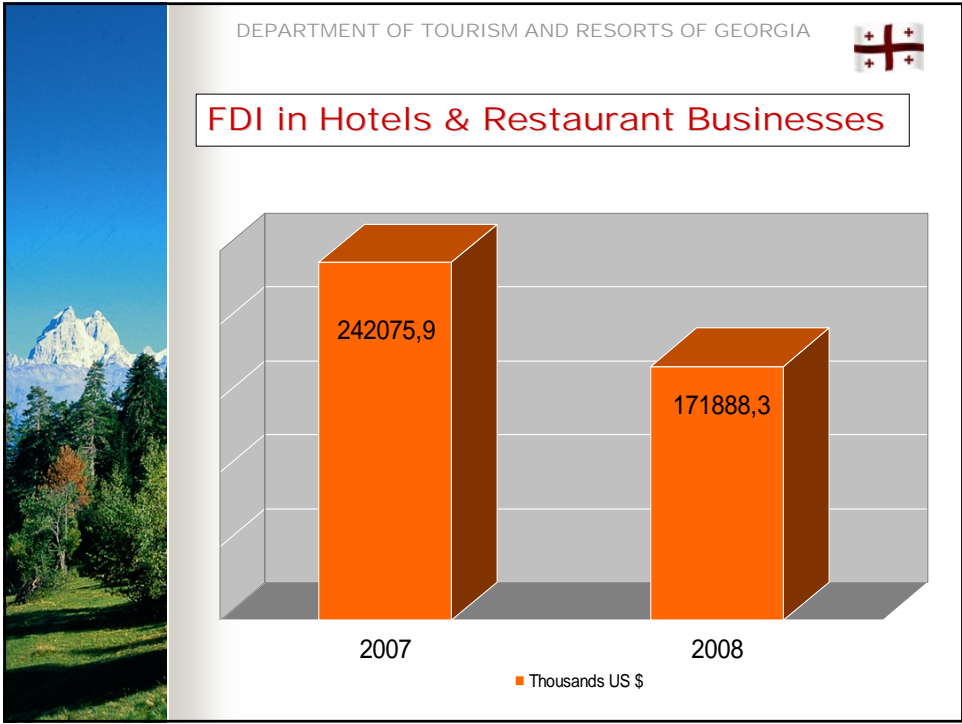
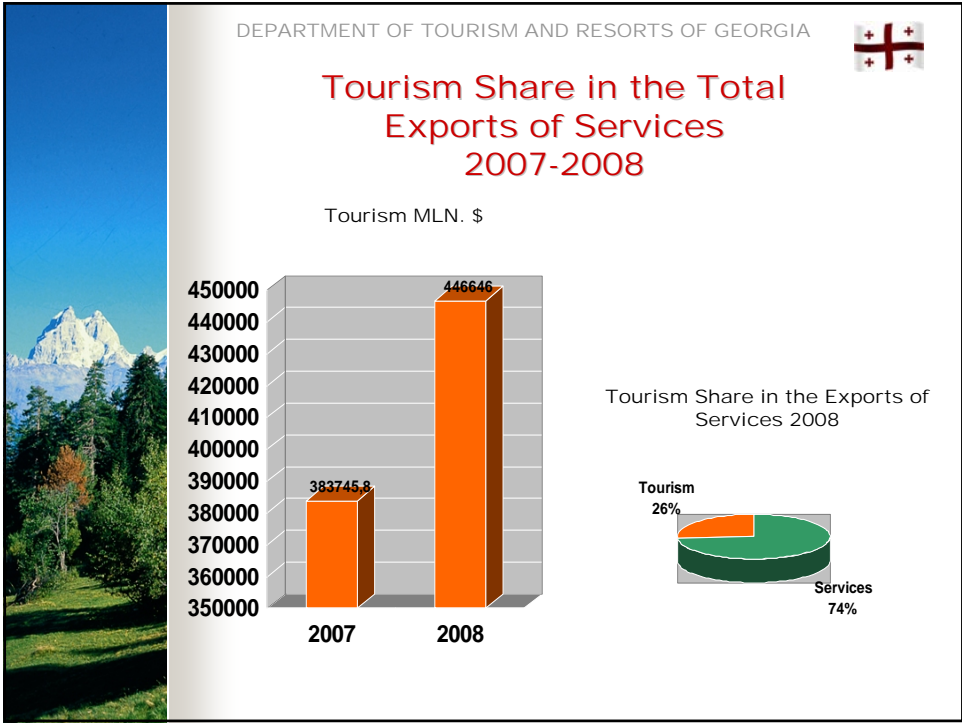


Total Added Value in the field of Tourism mln Gel



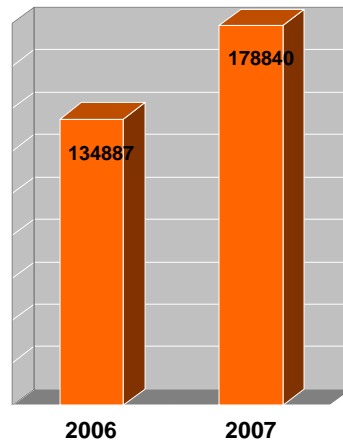
Tourism Share in GDP %







Number of Domestic Tourists at accommodation facilities (Department of Statistics)

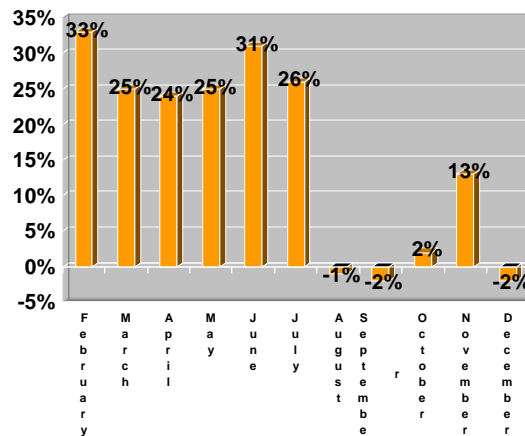


Surveys at the Major Tourism Destinations of Georgia

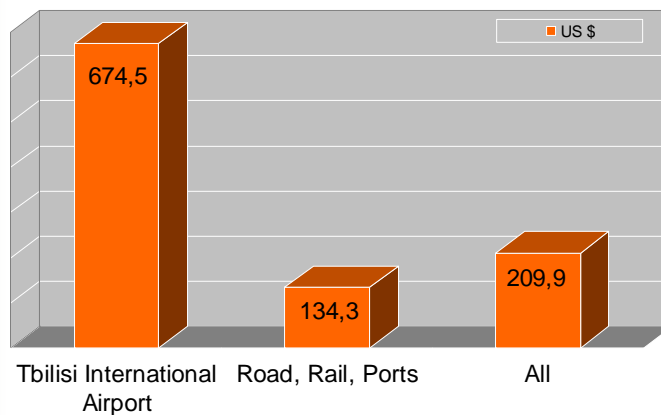




Departures of Georgian Citizens at the Tbilisi International Airport by Months of 2007-2008



Tourism Expenditures of out-going tourists



DEPARTMENT OF TOURISM AND RESORTS OF GEORGIA



Visit WebPages of National Tourism Administration

www.georgia.travel

www.dotr.gov.ge



DEPARTMENT OF TOURISM AND RESORTS OF GEORGIA



Welcome to Georgia

