




## Domestic tourism

---

Survey on the tourist trips of the residents and the tourism - related expenditures

1-2 July 2009, Vienna




## Survey of the tourist trips of residents and the tourism-related expenditures

---

### Aims of the Survey

- Harmonization of Tourism statistics in Bulgaria with the requirements of the EU
- Comparison the data from the survey with data from other EU – countries




## Survey of the tourist trips of residents and the tourism–related expenditures

---

### **Aims of the Survey**

- Data on the trips of the residents to the country and abroad
- Data on expenditures of the residents
- Data for TSA




## Survey of the tourist trips of residents and the tourism–related expenditures

---

### **Methodology of the Survey**

- The Methodology is in compliance with the EU legislation in the field of tourism
- The Methodology is in compliance with the International Recommendation on Tourism Statistics of the WTO




## Survey of the tourist trips of residents and the tourism–related expenditures

---

### **Object and Coverage of the Survey**

- Sample survey - Representative sample to the country
- Respondents - the people of 15 years age and over in the households get into the sample




## Survey of the tourist trips of residents and the tourism–related expenditures

---

### **Sample design**

- Two stages stratified cluster sample:
  - The clusters of the first stage are the enumeration districts.
  - The clusters of the second stage are households




## Survey of the tourist trips of residents and the tourism-related expenditures

---

### Sample design

- With probability proportional to the size of districts population 2250 enumeration districts are chosen, within which 8 households are systematically selected. The scheme of constant number of households selected in each second stage cluster ensures an equal burden of interviewers




## Survey of the tourist trips of residents and the tourism-related expenditures

---

### Sample size

- The sample includes 3 000 households
- 5 500 people of 15 years age and over
- The sample is designed by regions, separately for urban and rural population




## Survey of the tourist trips of residents and the tourism–related expenditures

---

### **Statistical tools**

- Questionnaires for the households
- Instructions for Questionnaires




## Survey of the tourist trips of residents and the tourism–related expenditures

---

### **Questionnaire**

- Three parts are included
  1. General section – age of person, education, social status and the reasons for not travel
  2. Holiday trips – only the last trip
  3. Business trips - only the last trip




## Survey of the tourist trips of residents and the tourism–related expenditures

---

### **Main indicators**

- The main reason for the trip
- The kind of transport
- The kind of accommodation
- Number of nights spend
- The cost of the trip
- Specification of the expenditures-food, accommodation and etc.




## Survey of the tourist trips of residents and the tourism–related expenditures

---

### **Work organization-1**

- The tasks of Regional Statistical Offices:
  - Data collection by interview face to face
  - Data checking for fullness and errors




## Survey of the tourist trips of residents and the tourism–related expenditures

---

### **Work organization-2**

- The tasks of Regional Statistical Offices:
  - Coding of the questionnaires where is necessary
  - Data entry to the PC



## Survey of the tourist trips of residents and the tourism–related expenditures

---

### **Work organization**

- The tasks of NSI
  - Data processing
  - Data weighting at national level

### First results

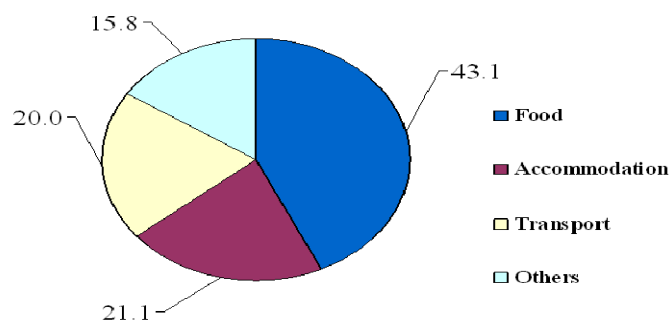
Average expenditure per one trip in 2008 –  
Euros (without tourist packages)


#### Average expenditure per one trip in 2008 – Euros (without tourist packages)

Type of expenditure	Domestic
<b>Total</b>	<b>133.8</b>
Food	57.2
Accommodation	28.4
Transport	26.8
Others	21.4

### First results

Expenditure structure of the domestic tourist  
trips (in %), 2008






## Survey of the tourist trips of residents and the tourism–related expenditures

---

### **Periodicity of Survey**

- Reference period: Quarters
- Period of data collection – 2 weeks after the reference period



## Survey of the tourist trips of residents and the tourism–related expenditures

---

### **Data disseminations**

- Publication “Tourism”
- Statistical Yearbook
- International Yearbooks



Survey of the tourist trips of residents and  
the tourism–related expenditures

---

**Thank you for the attention!**

**Lidia Sandeva** – Head of Construction, Investment and  
Tourism Statistics Division

**E-mail:** [Lsandeva@nsi.bg](mailto:Lsandeva@nsi.bg)