

**Committee on Statistics and
Macroeconomic Analysis of Tourism**

Lisboa, March 2007

Andalusian TSAs

Andalusian Tourism, Commerce and Sports Ministry (SAETA)



**Main
information
sources related
to the 2000
Andalusian
TSAs**

TSA	Sources of information	Body
DEMAND	ECTA EST Survey of one-day visitors AENA report Yearbook of State Ports Survey of Hotel Occupancy Survey of Family Budgets Tourist movement at borders (FRONTUR) Tourist movement of residents (FAMILITUR) Andalusian fleet of vehicles	Andalusian Statistics Institute Andalusian Tourism, Commerce and Sports Ministry Centra AENA Ministry of Public Works INE INE IET IET Andalusian Statistics Institute
SUPPLY	System of Economic Accounts of Andalusia 2000 Register of Tourist Activities Airport Movement Statistics Travel agency and tour operator services module	Andalusian Statistics Institute Andalusian Tourism, Commerce and Sports Ministry AENA INE

Tables that make up the Andalusian TSAs

Domestic tourism consumption by products and types of tourism



Name	Content
1 Inbound tourism consumption by products and categories of visitors (visitor final consumption expenditure in cash).	Consumption data for non-residents differentiating by characteristic products; rest of expenses.
2 Domestic tourist consumption by products and categories of visitors (visitor final consumption expenditure in cash)	Consumption data for residents in the region differentiating by characteristic products; rest of expenses.
3 Outbound tourism consumption, by products and categories of visitors. (visitor final consumption expenditure in cash).	Consumption data for residents outside the region differentiating by characteristic products; rest of expenses
4 Internal tourism consumption, by products and categories of visitors.	Summary of tables 1 and 2, adding the tourist consumption of the production units.
5 Production accounts of the tourism industry.	Breakdown of production by products and of intermediate consumption. Adaptation of part of the origin/destination tables to the TSA.
6 Domestic Supply and internal tourist consumption by products.	Approximation of the supply/demand interrelations, combining tables 4 and 5, including a breakdown of production and inputs linked to tourism consumption.
7 Employment in the tourism industry	Employment data, differentiating between salaried and non-salaried workers, hours worked... for the characteristic branches of activity.
8 Tourism gross fixed capital formation of the tourism industry	Breakdown by product type: material and immaterial investments.
9 Collective tourist consumption by functions and levels of administration	Data of consumption made by the Public Administrations in the region, differentiating the characteristic products; other expenses.
10 Non-monetary indicators	No. of visitors, travellers and nights spent, with breakdowns according to: tourism categories and means of transport used. No. of establishments and capacity by size.

Production accounts for tourism and other branches of activity
Compares supply with domestic tourist consumption by products
Employment in the tourism industry



Non-monetary indicators of tourism in Andalusia



Tables that make up the Andalusian TSAs: DEMAND

*Domestic
tourism
consumption by
products and
types of tourism*

<i>Name</i>	<i>Content</i>
1. Inbound tourism consumption by products and categories of visitors (visitor final consumption expenditure in cash).	Consumption data for non-residents differentiating by characteristic products; rest of expenses.
2. Domestic tourist consumption by products and categories of visitors (visitor final consumption expenditure in cash)	Consumption data for residents in the region differentiating by characteristic products; rest of expenses.
3. Outbound tourism consumption, by products and categories of visitors. (visitor final consumption expenditure in cash).	Consumption data for residents outside the region differentiating by characteristic products; rest of expenses.
4 Internal tourism consumption, by products and categories of visitors.	Summary of tables 1 and 2, adding the tourist consumption of the production units.

Tables that make up the Andalusian TSAs: SUPPLY

Production accounts for tourism and other branches of activity

Name	Content
5. Production accounts of the tourism industry.	Breakdown of production by products and of intermediate consumption. Adaptation of part of the origin/destination tables to the TSA.

Compares supply with tourism consumption by products

Name	Content
6 Domestic Supply and internal tourism consumption by products.	Approximation of the supply/demand interrelations, combining tables 4 and 5, including a breakdown of production and inputs linked to tourism consumption.

Tables that make up the Andalusian TSAs: EMPLOYMENT AND NON-MONETARY INDICATORS

Employment
in the tourism
industry

<i>Name</i>	<i>Content</i>
7 Employment in the tourism industry	Employment data, differentiating between salaried and non-salaried workers, hours worked... for the characteristic branches of activity.

Non-monetary
indicators

<i>Name</i>	<i>Content</i>
10. Non-monetary indicators	Nº. of visitors, travellers and nights spent, with breakdowns according to: tourism categories and means of transport used. No. of establishments and capacity by size.



Not included tables that make up the Andalusian TSAs

<i>Name</i>	<i>Content</i>
8. Tourism gross fixed capital formation of the tourism industry	Breakdown by product type: material and immaterial investments.
9. Collective tourist consumption by functions and levels of administration	Data of consumption made by the Public Administrations in the region, differentiating the characteristic products; other expenses.


ACTIVITIES

Products	Hotels and similar	Restaurants and similar	Passenger rail transport	Passenger road transport	Passenger sea transport	Passenger air transport	Passenger transport related services	Rental of capital resources for transport	Travel agencies and similar	Cultural services	Recreational activities and other recreational services	Total tourism activity branches	Non-specified activity branches	Total Andalusian producers
A-SPECIFIC PRODUCTS														
1. Accommodation services														
1.1.1. Hotels and similar														
1.1.2. Accommodation rental services														
2. Food and drinks supply services														
3. Passenger transport services														
3.1. Inter-city rail travel														
3.2. Road														
3.3. Sea														
3.4. Air														
3.5. Related services														
3.6. Rental of capital resources for transport														
3.7. Maintenance and repair services														
4. Travel agencies, tour operators and tourist guides														
5. Cultural services														
6. Recreational services and other entertainment services														
B-NON-SPECIFIC PRODUCTS														

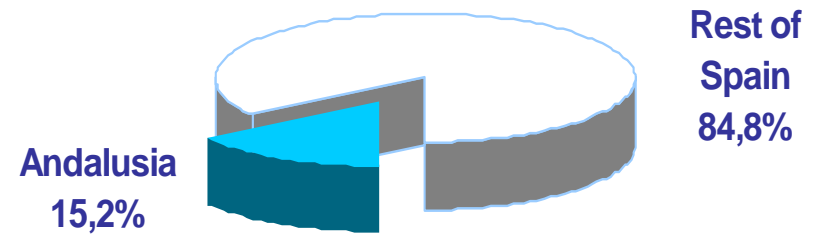
PRODUCTS

Some results

*GDP Tourism Share in Andalusia.
Year 2000.*



*Share of Andalusia on tourism income
of Spain. Year 2000.*



Some results

Total visitor consumption: **11.297 million euros**

Total visitor consumption (basic prices): **9.913 million euros**

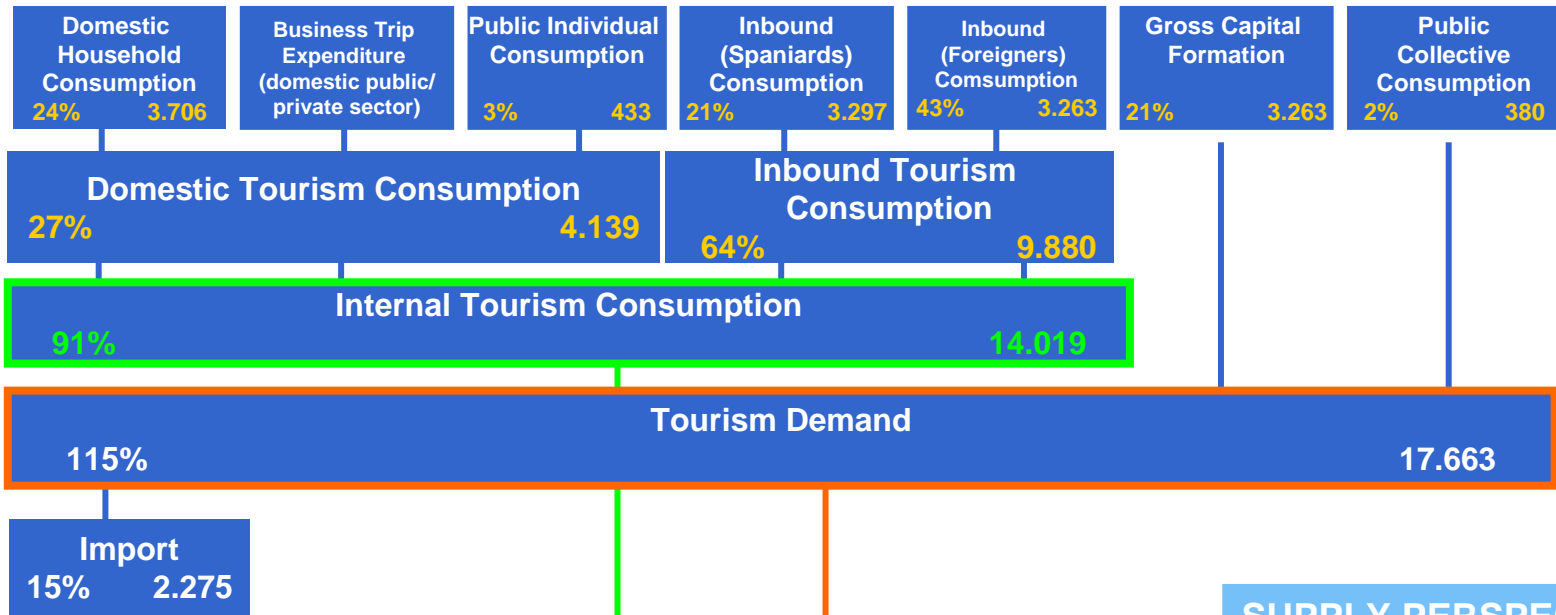
Share of tourist consumption on final consumption of Andalusia: **20%**

Tourism Gross Added Value (GAV): **5.361 million euros**

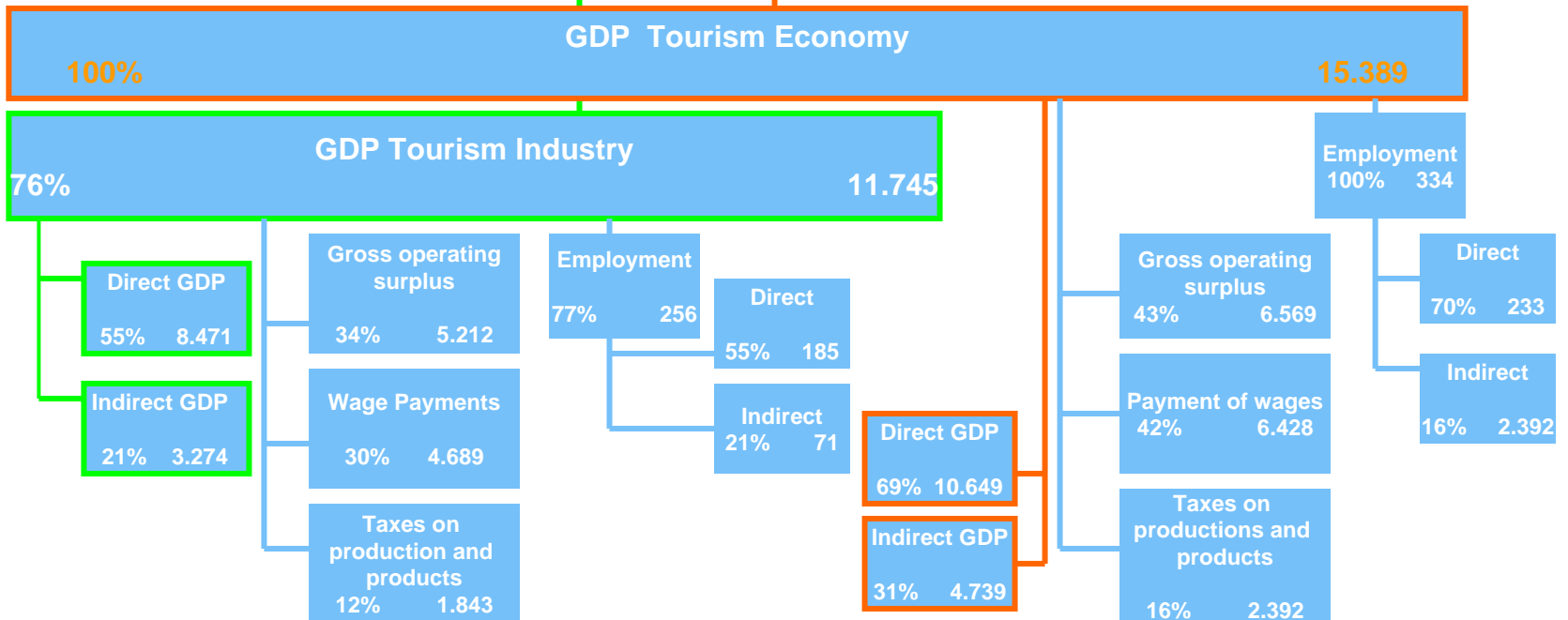
Tourism Gross Operating Surplus: **2.633 million euros**

Employment in tourism: **236 thousand of people**

DEMAND PERSPECTIVE



SUPPLY PERSPECTIVE



TSA development in Andalusia

