

The Human Resource Module of the Canadian Tourism Satellite Account

Chris Jackson
Chief, Research and Development Section
Income and Expenditure Accounts Division
Statistics Canada

UNWTO Committee on Statistics and Macroeconomic Analysis
Lisbon
26-28 March 2007



Outline of presentation

- What is the HRM?
- Sources and methods
- Key variables
- Selected results
- Future developments



The Tourism Human Resource Module

- Database of employment-related tourism statistics
- Concepts/definitions based on the TSA and SNEA
 - reconciles TSA notion of employment with total employment
- Integrates and reconciles data from several sources



Sources and methods

- Annual benchmarks 1997-2005 from System of National Accounts
- Occupational distributions from 2001 Census
- Time series for occupations based on LFS (annual averages)
- Jobs attributable to tourism from National Tourism Indicators



Key analytical variables

- Number of jobs (1.8 million in 2005)
- Hours worked (2.7 billion)
- Compensation from employment (\$48.6 billion)

Note: all figures reported in this presentation are from "Human Resource Module of the Tourism Satellite Account, update to 2005," Income and Expenditure Accounts Technical Series, no. 55, Statistics Canada, March 2006.



Key derived variables

- Jobs attributable to tourism (626 thousand in 2005)
 - Of which 503 thousand in tourism industries

- Full-time equivalent employee jobs (1.3 million)

- Annual hours worked per employee job (1,537)
 - average weekly hours (29.5)

- Annual earnings per employee job (\$24,098)
 - average weekly earnings (\$462), hourly earnings (\$15.68)

Note: all figures reported in this presentation are from "Human Resource Module of the Tourism Satellite Account, update to 2005," Income and Expenditure Accounts Technical Series, no. 55, Statistics Canada, March 2006.

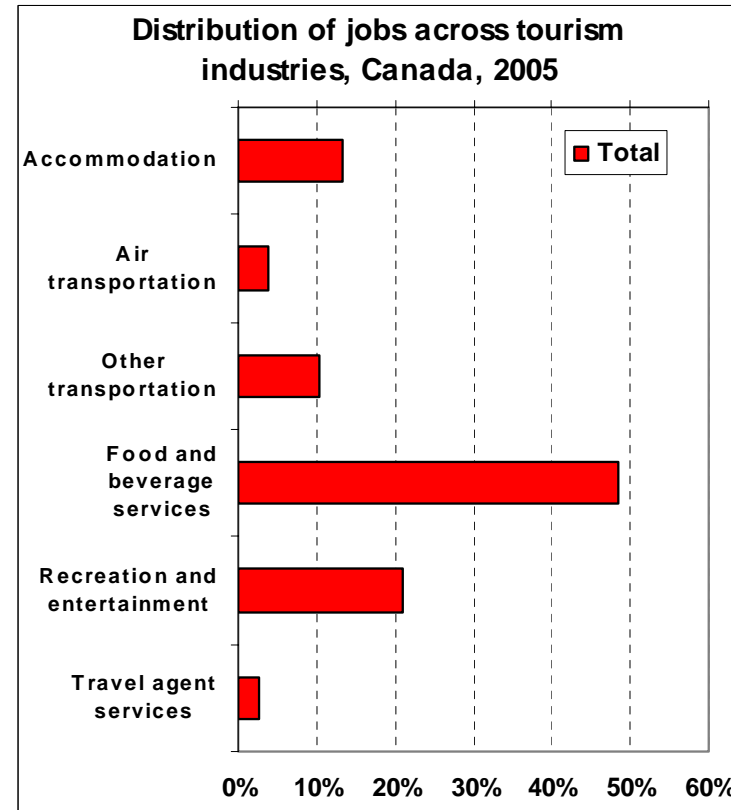
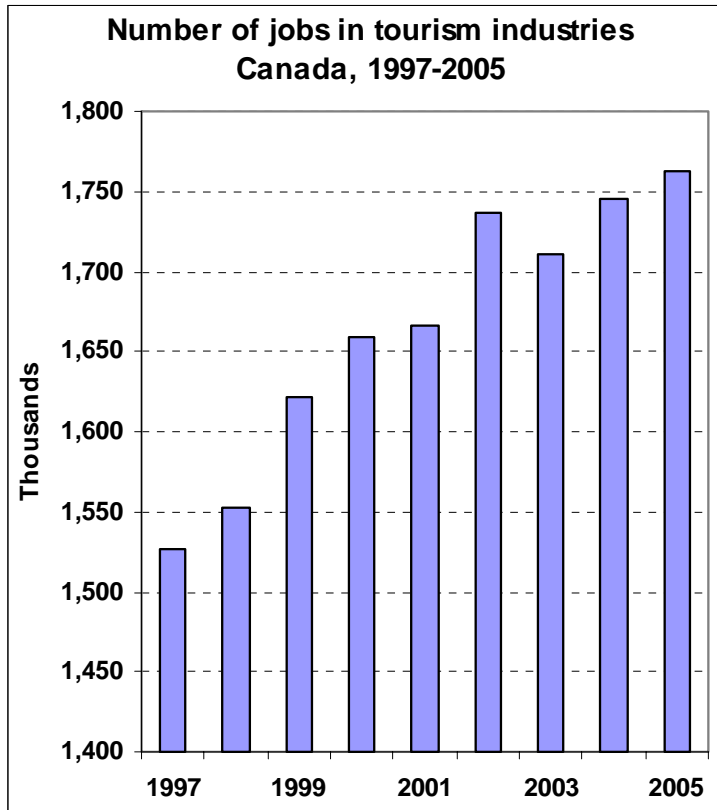


Key categorical variables

- Industry
- Occupation
- Class of worker
- Full-time/part time
- Gender
- Age group
- Immigrant status



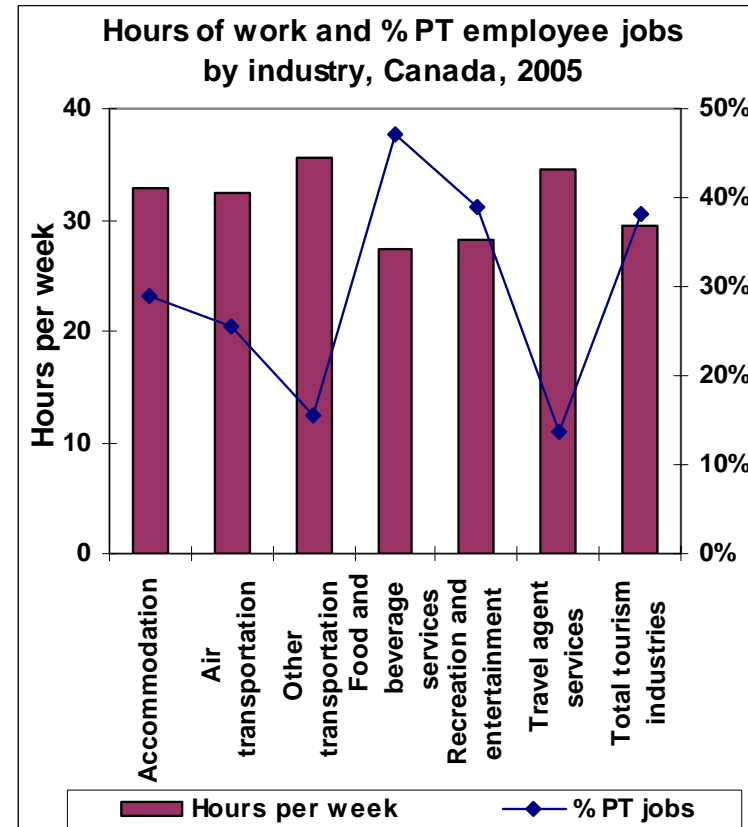
1.8 million jobs in tourism industries in 2005, up 15.4% from 1997; with 50% of jobs in food and beverages



Source: "Human Resource Module of Tourism Satellite Account, update to 2005," Income and Expenditure Accounts Technical Series, no. 55, Statistics Canada, March 2007.



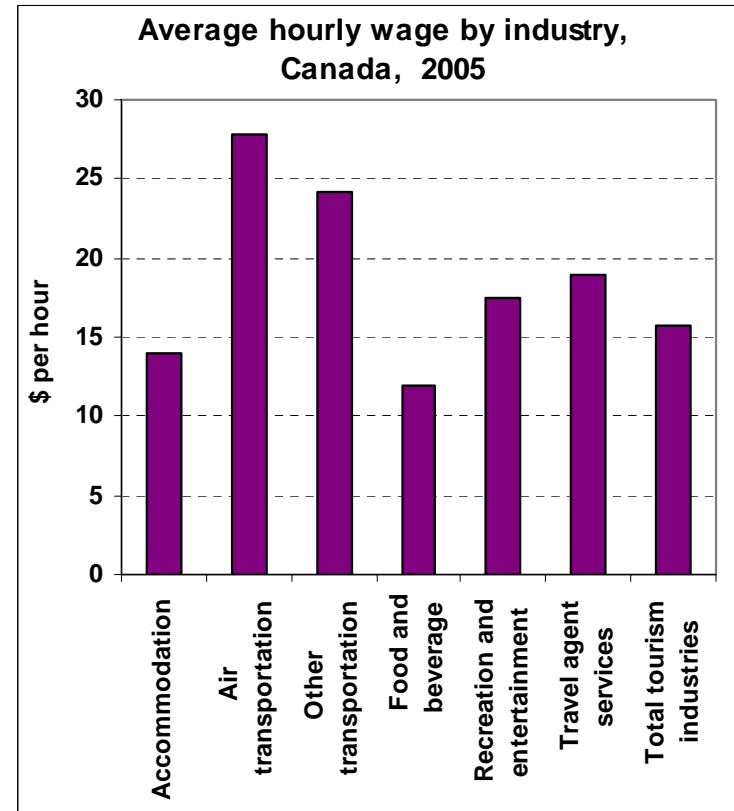
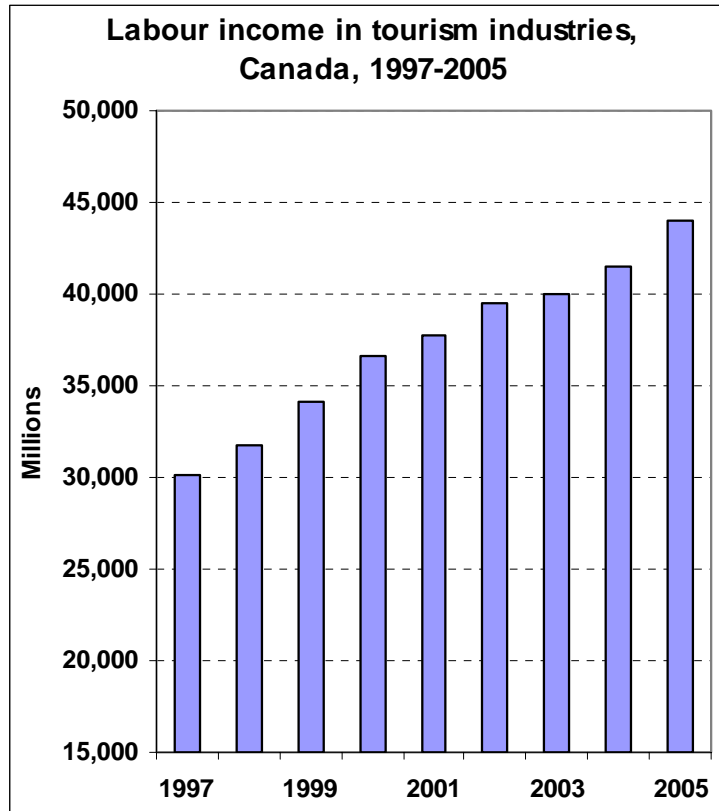
2.5 billion hours worked in employee jobs in tourism industries in 2005, up 14% from 1997; longest work week in “other transportation”



Source: “Human Resource Module of Tourism Satellite Account, update to 2005,” Income and Expenditure Accounts Technical Series, no. 55, Statistics Canada, March 2007.



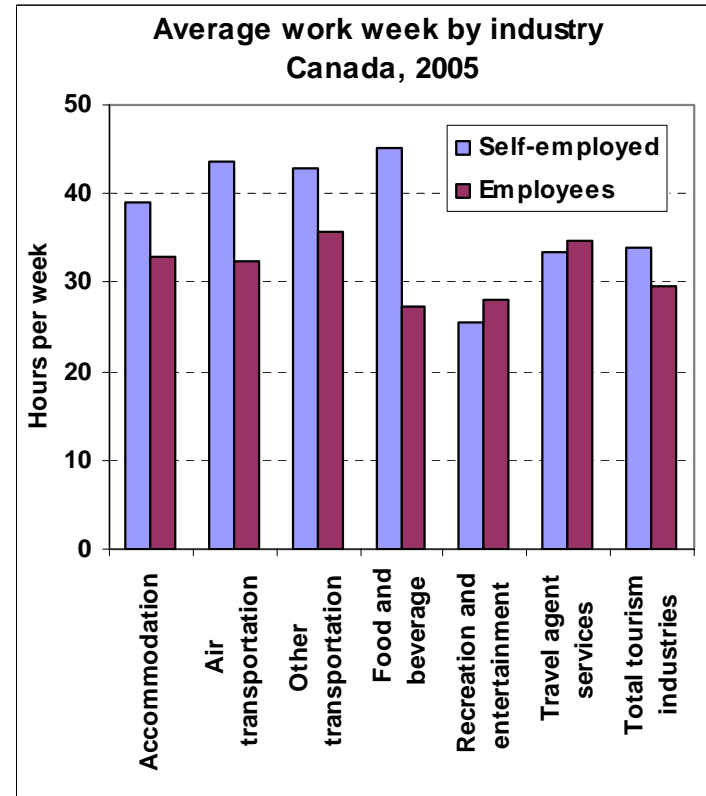
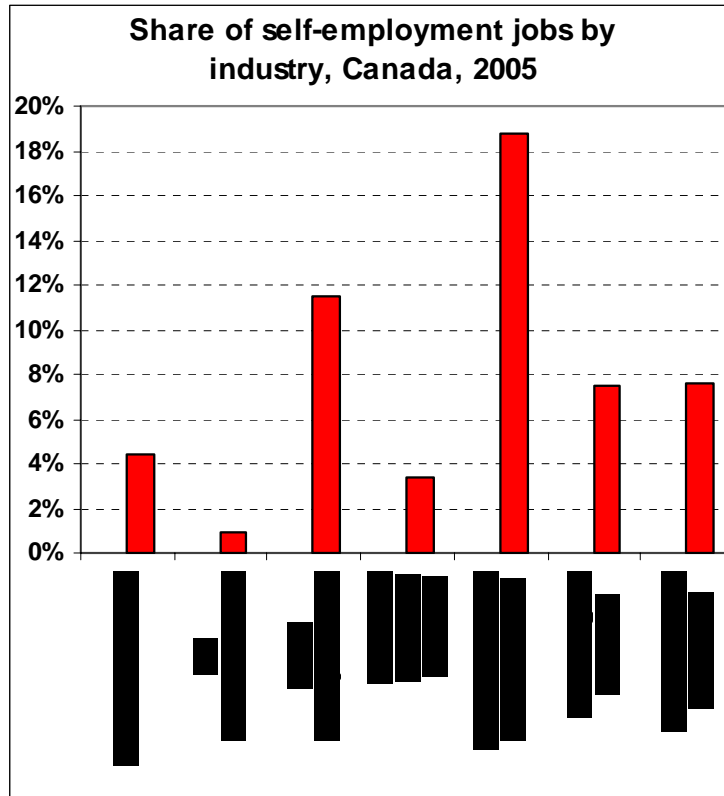
\$44 billion in labour income from jobs in tourism industries in 2005, up 46% from 1997; air transportation pays highest hourly wage



Source: "Human Resource Module of Tourism Satellite Account, update to 2005," Income and Expenditure Accounts Technical Series, no. 55, Statistics Canada, March 2007.



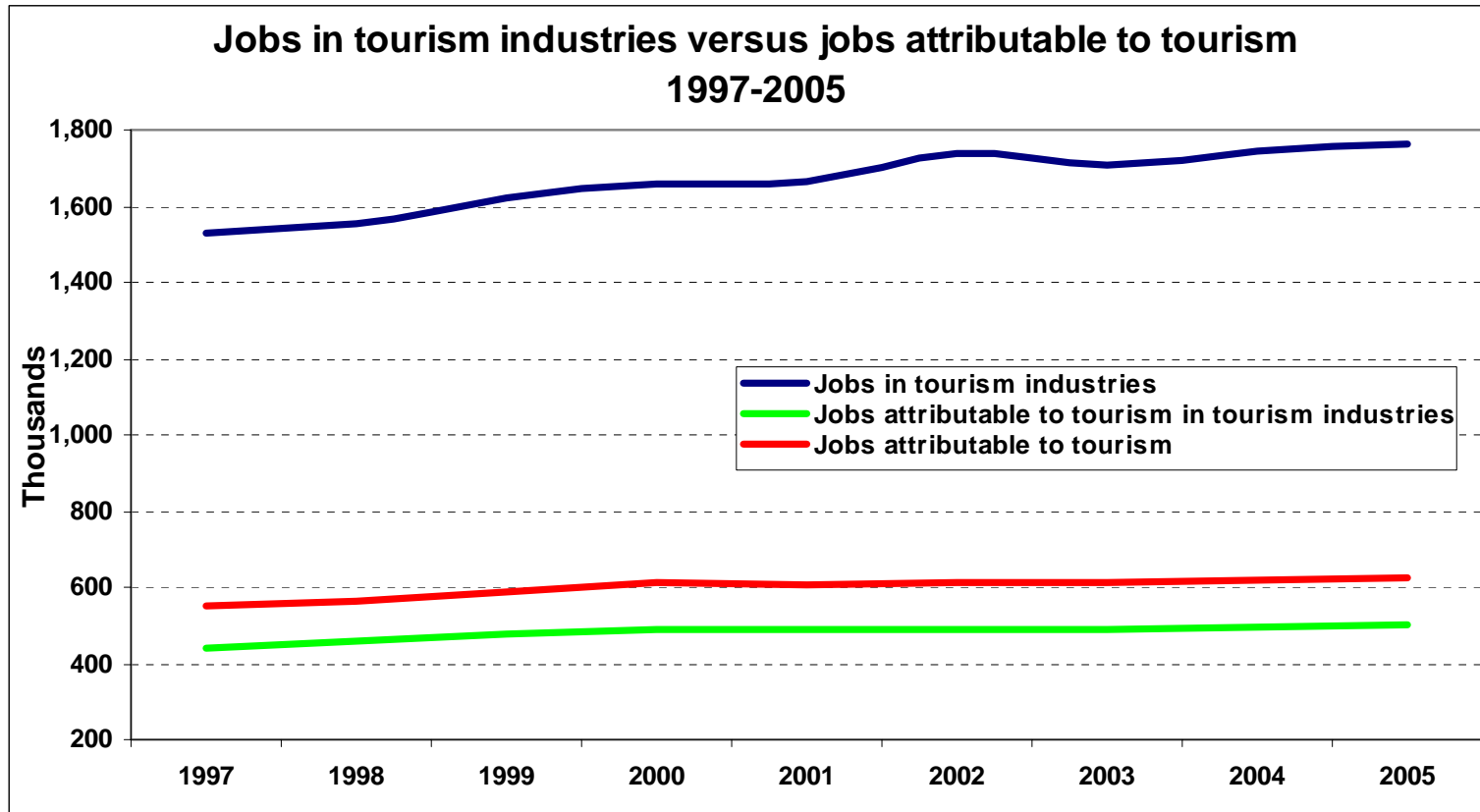
Self-employment accounted for 8% of jobs in tourism in 2005; self-employed work week 15% longer



Source: "Human Resource Module of Tourism Satellite Account, update to 2005," Income and Expenditure Accounts Technical Series, no. 55, Statistics Canada, March 2007.



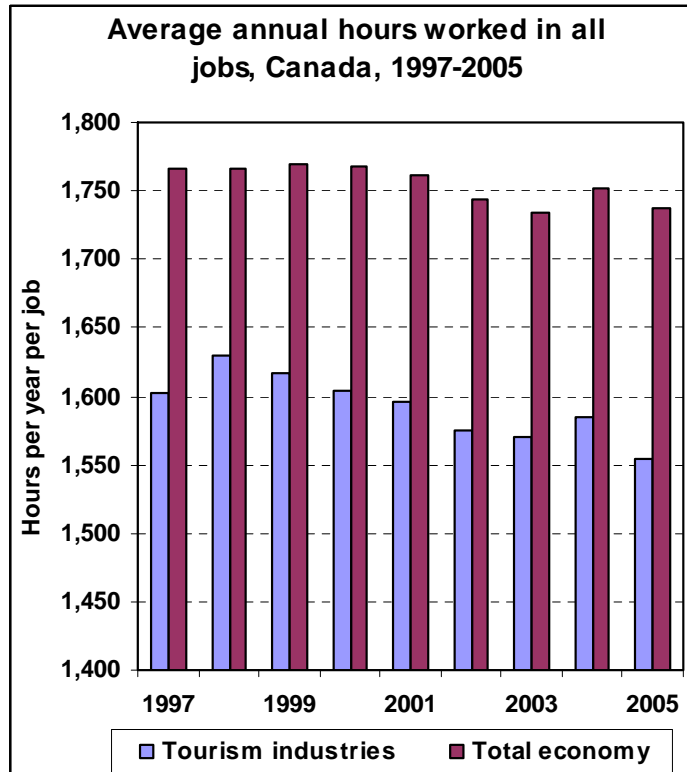
1.8 million jobs in tourism industries in 2005.
626 thousand jobs directly attributable to tourism,
with 503 thousand of these in tourism industries



Source: "Human Resource Module of Tourism Satellite Account, update to 2005," Income and Expenditure Accounts Technical Series, no. 55, Statistics Canada, March 2007.



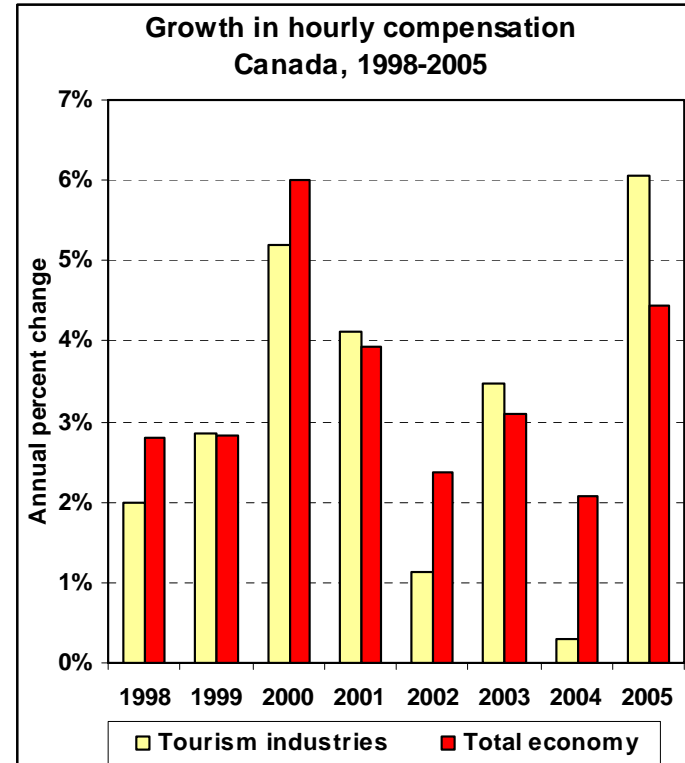
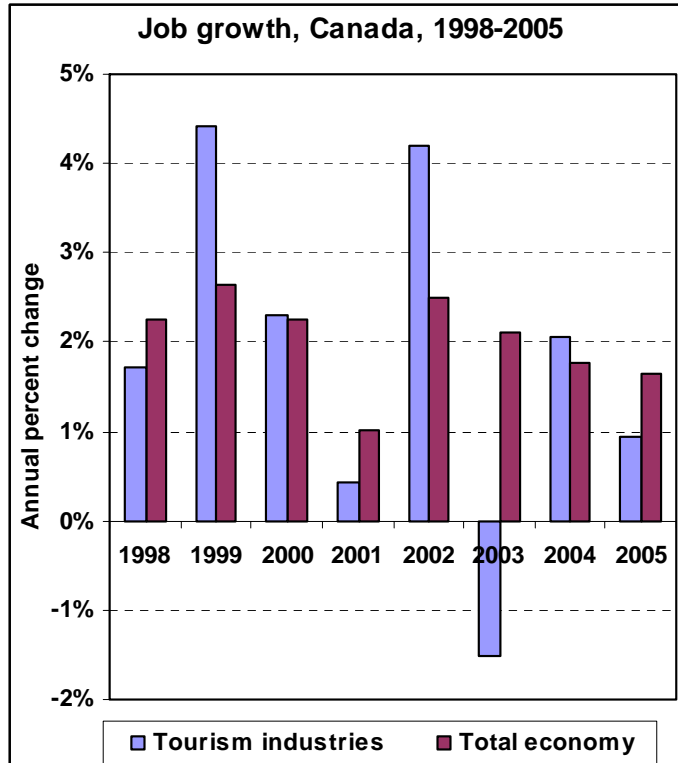
Average hours per job in tourism 89% of that across all jobs in 2005; hourly compensation 70% of economy-wide average



Source: "Human Resource Module of Tourism Satellite Account, update to 2005," *Income and Expenditure Accounts Technical Series, no. 55*, Statistics Canada, March 2007.



Jobs in tourism industries up 15% since 1997, 17% economy-wide; hourly compensation up 28% in tourism industries, 31% overall



Source: "Human Resource Module of Tourism Satellite Account, update to 2005," Income and Expenditure Accounts Technical Series, no. 55, Statistics Canada, March 2007.



Future development

- Look into feasibility of building in regional dimension
- Examine possibility of more timely estimates
- Explore ways promote HRM as useful analytical tool